Bei Chang Elementary School

1st Grade Life And Culture Class

A Teacher's Manual
教師備課手冊
目錄

北昌國小一年級文化與生活

1st Grade Life & Culture Class

Table of contents! 目錄

U1 All Are Welcome..... 6
U1 Colors Of Feelings..... 62
U2 I Can Share..... 104
U2 I Can Cooperate..... 113
U3 Time For School..... 130
R Review & Feedback..... 156
U4 Who Takes Care Of Us..... 169
U4 Hair Love..... 197
U5 I Can Listen..... 227
U5 It's Okay To Make Mistakes..... 253
U6 The Earth Book..... 281
U7 The Food We Eat..... 312
R Review & Feedback..... 340

Bei Chang Elementary School

1st Grade Life And Culture Class

1st Semester
第一學期

北昌國小一年級文化與生活課程架構

本手冊電子檔連結
歡迎下載使用：)

1st Grade Life & Culture Class

Unit 單元	Lesson 課程
U1 All About Me	All Are Welcome
U1 All About Me	Colors Of Feelings
U2 I Love My School(A)	I Can Share
U2 I Love My School(A)	I Can Cooperate
U3 My World Your World(A)	Time For School

Table of contents! 目錄

Language of learning 學科知識語言	Language for learning 課堂溝通語言	Videos 影片
Name Hi, I'm ___.	Stand up. Sit down. Hands up. Hands down.	Action song The names song
yellow, orange, red, green, blue, purple I see ___. good, great, happy, angry, sad I'm ___.	101! Here! Are you ready? Yes! Well done! Eyes on you!	I see something blue Hello song
Can you share? Yes, I can.	Good morning. Hands on my lap.	Sharing song
Can you help others? Yes, I can.	Can you say it? Yes. Have a nice day!	Thank you song
sing, draw, read, play I like ___ing.	Review	What do you like to do song

Week 1
Classroom English

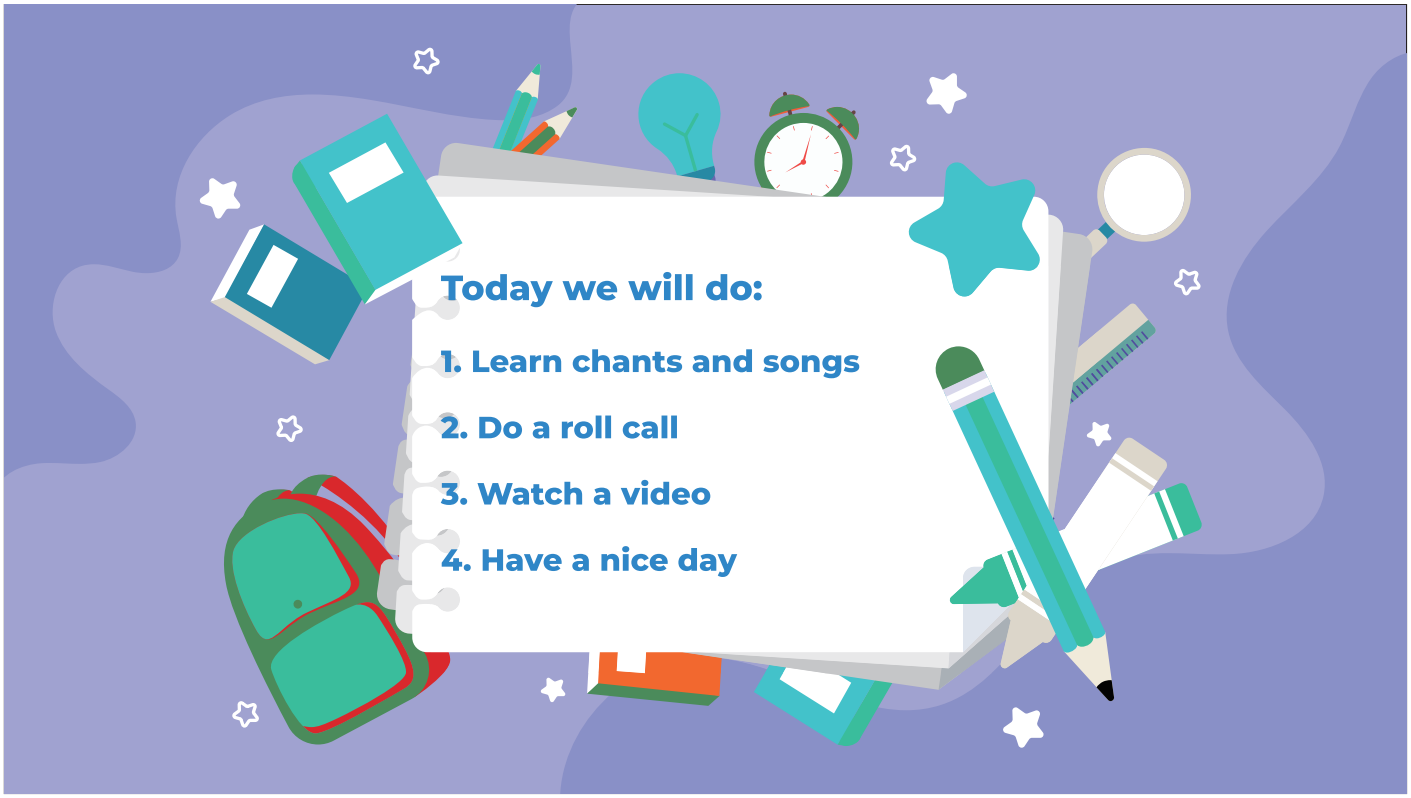
Today we will do:
1. Learn chants and songs
2. Do a roll call
3. Watch a video
4. Have a nice day

Good morning, Mrs. Doris!

Stand up!

Sit down!

Put your hand up!

Put your hand down!

105!

Here!

Let's do roll call!

Listen to Mrs. Doris.

And say →

Let’s watch!

Have a nice day! :)

Week 2
Unit 1_ Lesson 1
All are welcome

Today we will do:
1. Review chants and songs
2. Do a roll call
3. Monthly English Challenge
4. Have a nice day

01
Review Chants And Songs

Eyes on you

3 2 1 Eyes on me.

3 2 1 Eyes on you.

Good morning, Mrs. Doris.

105! Here!

Put your hand up!

Stand up!

Put your hand down!

Sit down!

Are you ready? Yes!

Warm up

Let's do a warm up.

Ready? Go!



Stand up! Hands up! Turn around! Hands down! Sit down!



Super Cheer

S U P E R
Super*2
We are super

02
Do A Roll Call

Let’s do a roll call!

Listen to Mrs. Doris.

And say

→

03
Monthly English Challenge

MECs(每月英語挑戰)

說明:

1. 請帶這本小冊子找Ms. Helen。
2. 完成每月挑戰後, Ms. Helen將會給你一個印章及一個小獎勵。
3. 蒐集越多印章越好喔!
4. 學期末你將會獲得一份更大的獎勵。

每週二及週四10:10-10:25你可以到大辦公室進行英語挑戰並獲得一個印章。

檢查一下自己的小冊子有沒有釘錯頁喔:)

04
Have a nice day! :)

Week 3
Unit 1_ Lesson 1
All are welcome

Today we will do:
1. Review chants and songs
2. Do a roll call
3. Read a book
4. Ask & Answer
5. Watch a video
6. Have a nice day

01
Review Chants And Songs

Eyes on you

3 2 1 Eyes on me.

3 2 1 Eyes on you.

Warm up

Let's do a warm up.

Ready? Go!

Stand up! Hands up! Turn around! Hands down! Sit down!

Super Cheer

S U P E R

Super*2

We are super

02
Do A Roll Call

Let’s do a roll call!

Listen to Mrs. Doris.

And say

→

03
Read A Book

All are welcome



04
Ask And Answer

想一想 說一說

- 你在教室裡看到甚麼呢？
- 小朋友在在座位上做甚麼呢？
- 小朋友在草地上做甚麼呢？
- 小朋友在教室裡做甚麼呢？
- 小朋友們來自同一個地方嗎？
- 小朋友在教室的地板上做甚麼呢？

想一想 說一說

- 午餐時間到了，小朋友們在做甚麼呢?
- 你也會玩這些遊樂設施嗎?
- 有哪些好吃的食物嗎?
- 小朋友在學校可以學到甚麼呢?
- 小朋友們在遊樂場玩些甚麼呢?
- 放學後回到家 回想一天做的事情 你想到哪些有趣的事嗎?

05
Watch A Video

06
Have a nice day! :)

Week 4
Unit 1_ Lesson 1
All are welcome

Today we will do:
1. Review chants and songs
2. Do a roll call
3. Ask & Answer
4. Watch a video
5. Have a nice day

01
Review Chants And Songs

Eyes on you

3 2 1 Eyes on me.

3 2 1 Eyes on you.

Warm up

Let's do a warm up.

Ready? Go!

Stand up! Hands up! Turn around! Hands down! Sit down!

Hands on your lap!

5,4,3,2,1. Hands on your lap when you're done.

5 4 3 2 1

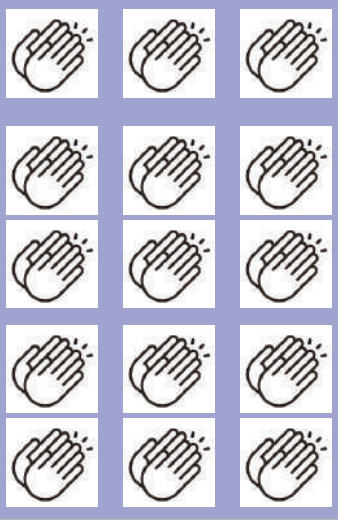

Hands on your lap.

Hands on my lap.

Super Cheer

S U P E R
Super*2
We are super

02
Do A Roll Call

Let’s do a roll call!

Listen to Mrs. Doris.

And say

→

03
Ask And Answer

All are welcome



1. Listen.
1. Look.
1. Be quiet.

想一想 說一說

- 你在教室裡看到甚麼呢？
- 小朋友在在座位上做甚麼呢？
- 小朋友在草地上做甚麼呢？
- 小朋友在教室裡做甚麼呢？
- 小朋友們來自同一個地方嗎？
- 小朋友在教室的地板上做甚麼呢？

想一想 說一說

- 午餐時間到了，小朋友們在做甚麼呢?
- 你也會玩這些遊樂設施嗎?
- 有哪些好吃的食物嗎?
- 小朋友在學校可以學到甚麼呢?
- 小朋友們在遊樂場玩些甚麼呢?
- 放學後回到家 回想一天做的事情 你想到哪些有趣的事嗎?

04
Watch A Video

05
Have a nice day! :)

Week 5
Unit 1_ Lesson 1
All are welcome

Today we will do:
1. Review chants and songs
2. Do a roll call
3. Ask and answer
4. Monthly English Challenge
5. Play a game
6. Count your points &
have a nice day

01
Review Chants And Songs

Eyes on you

3 2 1 Eyes on me.

3 2 1 Eyes on you.

Warm up

Let's do a warm up.

Ready? Go!

Stand up! Hands up! Turn around! Hands down! Sit down!

Hands on your lap!

5,4,3,2,1. Hands on your lap
when you're done.

5 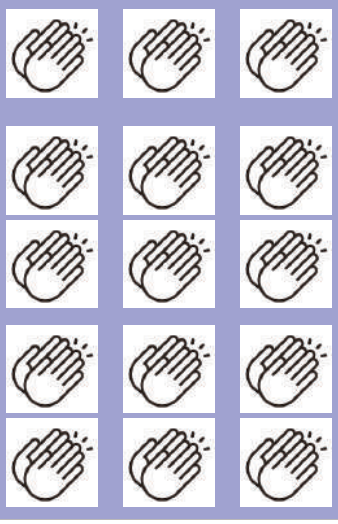
4
3
2
1



Hands on your lap.

Hands on my lap.

Super Cheer

S U P E R
Super*2
We are super

02
Do A Roll Call

Let’s do a roll call!

Listen to Mrs. Doris.

And say

→

03
Ask And Answer

All are welcome



1. Listen.
1. Look.
1. Be quiet.

想一想 說一說

- 你在教室裡看到甚麼呢？
- 小朋友在在座位上做甚麼呢？
- 小朋友在草地上做甚麼呢？
- 小朋友在教室裡做甚麼呢？
- 小朋友們來自同一個地方嗎？
- 小朋友在教室的地板上做甚麼呢？

想一想 說一說

- 午餐時間到了，小朋友們在做甚麼呢?
- 你也會玩這些遊樂設施嗎?
- 有哪些好吃的食物嗎?
- 小朋友在學校可以學到甚麼呢?
- 小朋友們在遊樂場玩些甚麼呢?
- 放學後回到家 回想一天做的事情 你想到哪些有趣的事嗎?

04 Monthly English Challenges

05
Play A Game

Let's play a game

Chica Chica Boom Boom
Look who's here in our room!

1. Everyone sings the chant.
2. Mrs. Doris calls 2 names.
3. Everyone says the names.
4. Two students stand up.
5. Two students play "rock, paper, scissors."
6. The student who wins can sit down.

請大家一起喊口令,老師唸兩位同學的英文名字,兩位同學猜拳,贏的同學可以坐下,老師可以繼續點下一位同學

06
Count your points & Have a nice day! :)



Week 6
Unit 1_ Lesson 1
All are welcome

Today we will do:
1. Review chants and songs
2. Do a roll call
3. Ask and answer
4. Play a game
5. Watch a video
6. Count your points &
have a nice day

01
Review Chants And Songs

Eyes on you

3 2 1 Eyes on me.

3 2 1 Eyes on you.

Warm up

Let's do a warm up.

Ready? Go!

Stand up! Hands up! Turn around! Hands down! Sit down!

Hands on your lap!

5,4,3,2,1. Hands on your lap
when you're done.

5
4
3
2
1

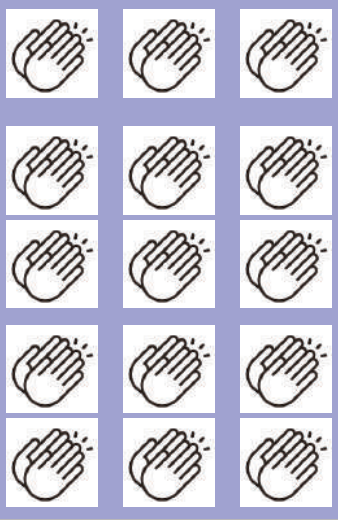

Hands on your lap.

Hands on my lap.

Super Cheer

S U P E R
Super*2
We are super

02
Do A Roll Call

Let’s do a roll call!

Listen to Mrs. Doris.

And say

→

03
Ask And Answer

All are welcome



1. Listen.
1. Look.
1. Be quiet.

想一想 說一說

- 你在教室裡看到甚麼呢？
- 小朋友在在座位上做甚麼呢？
- 小朋友在草地上做甚麼呢？
- 小朋友在教室裡做甚麼呢？
- 小朋友們來自同一個地方嗎？
- 小朋友在教室的地板上做甚麼呢？

想一想 說一說

- 午餐時間到了，小朋友們在做甚麼呢?
- 你也會玩這些遊樂設施嗎?
- 有哪些好吃的食物嗎?
- 小朋友在學校可以學到甚麼呢?
- 小朋友們在遊樂場玩些甚麼呢?
- 放學後回到家 回想一天做的事情 你想到哪些有趣的事嗎?

04
Play A Game





The telephone game

1. Mrs. Doris calls the name of the first student in each line, starting from the right.
2. Everyone in the line stands up and says the name out loud.
3. The 1st student whispers his/her name to the next student.
4. Students continue whispering the name.
5. The last student says the name out loud, and everyone in the line sits down.
6. The whole class gets points.

老師請全班同學跟唸每一排第一位同學的英文名字,遊戲開始時請第一位同學將名字唸給後一位同學聽,一直傳話給下一位直到最後一位同學唸出第一位同學的名字

05
Watch A Video

Let's watch a video!

06
Count your points & Have a nice day! :)

Week 7
Unit 1_ Lesson 1
All are welcome

Today we will do:
1. Review chants and songs
2. Do a roll call
3. Play a game
4. Learn a sentence
5. Monthly English Challenge
6. Count your points
& have a nice day

01
Review Chants And Songs

Eyes on you

3 2 1 Eyes on me.

3 2 1 Eyes on you.

Warm up

Let's do a warm up.

Ready? Go!

Stand up! Hands up! Turn around! Hands down! Sit down!

Hands on your lap!

5,4,3,2,1. Hands on your lap
when you're done.

5
4
3
2
1

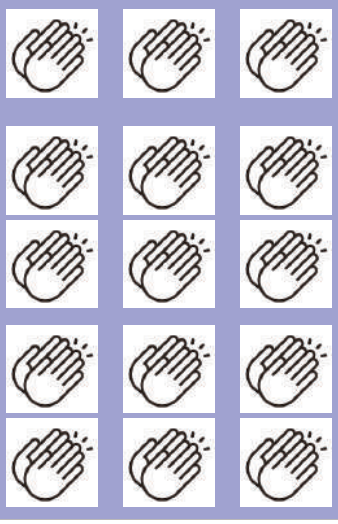

Hands on your lap.

Hands on my lap.

Super Cheer

S U P E R
Super*2
We are super

02
Do A Roll Call

Let’s do a roll call!

Listen to Mrs. Doris.

And say

→

03
Play A Game





The telephone game

1. Mrs. Doris calls the name of the first student in each line, starting from the right.
2. Everyone in the line stands up and says the name out loud.
3. The 1st student whispers his/her name to the next student.
4. Students continue whispering the name.
5. The last student says the name out loud, and everyone in the line sits down.
6. The whole class gets points.

老師請全班同學跟唸每一排第一位同學的英文名字,遊戲開始時請第一位同學將名字唸給後一位同學聽,一直傳話給下一位直到最後一位同學唸出第一位同學的名字

04
Learn A Sentence

Can you say?

Hi, I'm _____.

Put up your yellow card and you can get a flower chip.

舉起小黃卡說一個句子就可以獲得小花片:)

05 Monthly English Challenge

Monthly English Challenges

October 十月

Happy Halloween! Can you draw a picture of a costume you want to wear?

萬聖節快樂!你想裝扮成甚麼呢?把你的裝扮畫下來吧!

06
Count your points & Have a nice day! :)

Week 8
Unit 1_ Lesson 1
All are welcome

Today we will do:
1. Review chants and songs
2. Do a roll call
3. Review a sentence
4. I can say
5. Watch a video
6. Count your points &
have a nice day

01
Review Chants And Songs

Eyes on you

3 2 1 Eyes on me.

3 2 1 Eyes on you.

Warm up

Let's do a warm up.

Ready? Go!

Stand up! Hands up! Turn around! Hands down! Sit down!

Hands on your lap!

5,4,3,2,1. Hands on your lap when you're done.

5 4 3 2 1

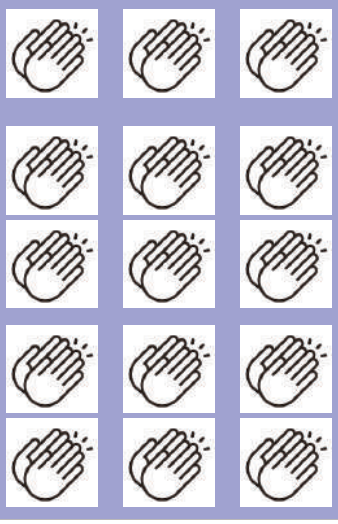

Hands on your lap.

Hands on my lap.

Super Cheer

S U P E R
Super*2
We are super

02
Do A Roll Call

Let’s do a roll call!

Listen to Mrs. Doris.

And say

→

03
Review
A Sentence

Can you say?

Hi, I'm _____.

Put up your yellow card and you can get a flower chip.

舉起小黃卡說一個句子就可以獲得小花片:)

04
I Can Say

Can you say?

Hi, I'm _____.

Wait and take turn to put up your yellow card.
Say a sentence and you can get a flower chip.

等待老師點名,輪流舉起小黃卡說一個句子就可以獲得小花片:)

05
Watch A Video

06
Count your points & Have a nice day! :)



Week 9
Unit 1 _ Lesson 2
Colors of Feelings

Today We Will...

01 Review Chants

02 Do A Roll Call

03 Read A Book

04 Ask And Answer

05 Watch A Video

06 Count Your Points & Have A Nice Day

01
Review Chants

Eyes on you
3 2 1 Eyes on me.
3 2 1 Eyes on you.

Warm up

Let's do a warm up.

Ready? Go!



Stand up! Hands up! Turn around! Hands down! Sit down!

Hands on your lap!



5,4,3,2,1. Hands on your lap when you're done.

5

4

3

2

1

Hands on your lap.

Hands on my lap.

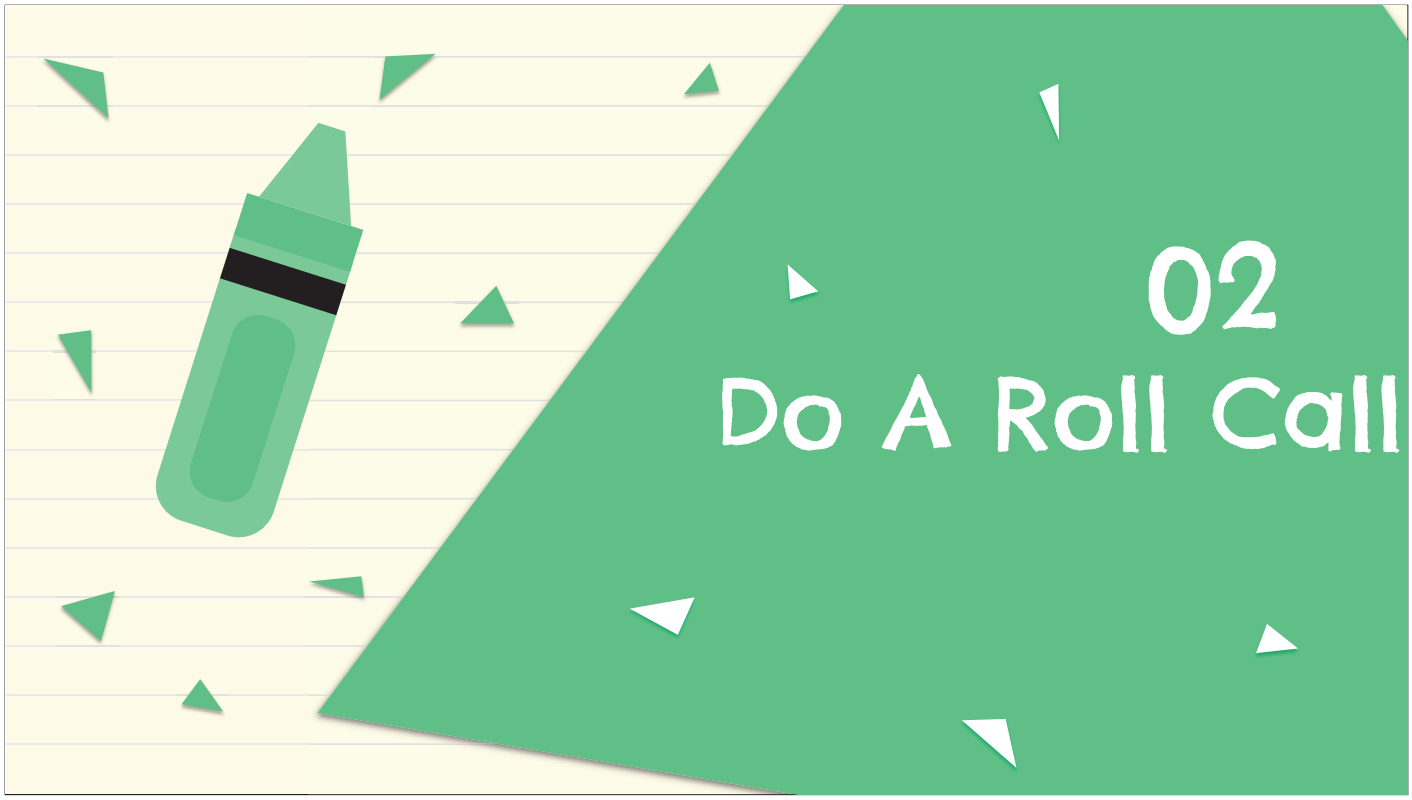
02
Do A Roll Call

Let's do a roll call!
Listen to Mrs. Doris,
and
SAY →
HERE

03
Read a book

The Color Of Happy

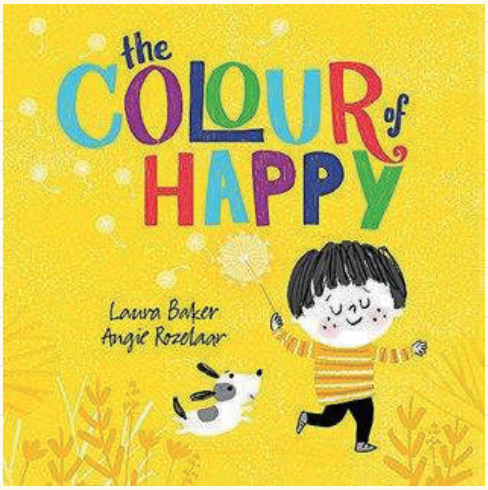

- Listen.
- Look.
- Be quiet.

04 Ask And Answer

Put up your yellow card, answer the question, and get a plastic flower chip!

Questions

1

What color do you see?

2

What are they doing?

3

How do you feel?

Let's count your points!

Have a nice day!

Week 10
Unit 1 _ Lesson 2
Colors of Feelings

Today We Will...

01 Review Chants

02 Do A Roll Call

03 Ask And Answer

04 Learn New Words And A Sentence

05 Monthly English Challenge

06 Count Your Points & Have A Nice Day

01
Review Chants

Eyes on you

3 2 1 Eyes on me.

3 2 1 Eyes on you.



Warm up

Let's do a warm up.

Ready? Go!



Stand up! Hands up! Turn around! Hands down! Sit down!

Hands on your lap!



5,4,3,2,1. Hands on your lap when you're done.

5

4

3

2

1

Hands on your lap.

Hands on my lap.

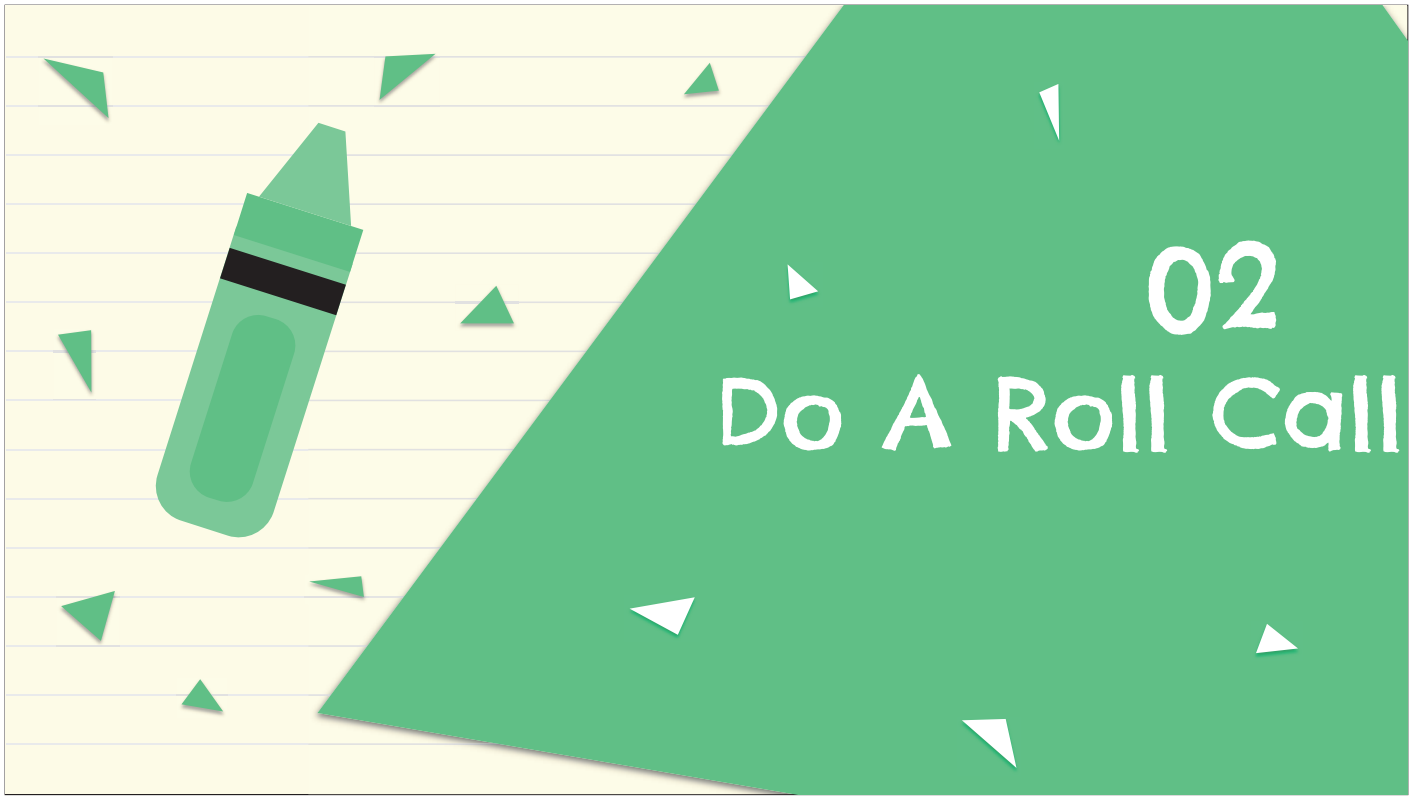
02
Do A Roll Call

Let's do a roll call!
Listen to Mrs. Doris,
and
SAY
HERE

03
Ask And Answer

The Color Of Happy

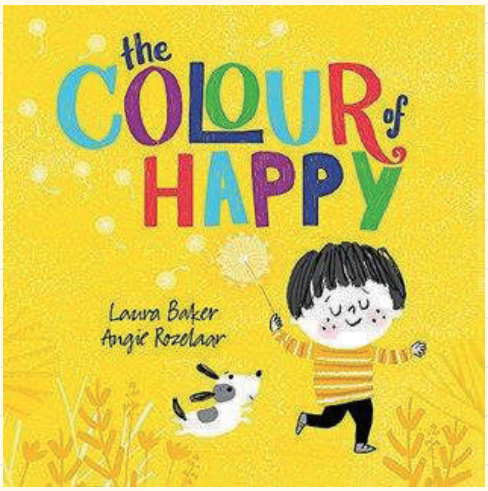

Put up your yellow card, answer the question, and get a plastic flower chip! 舉小黃卡回答問題就可以獲得花片

Questions
1
What color do you see?
2
What happened?
3
How does he feel?

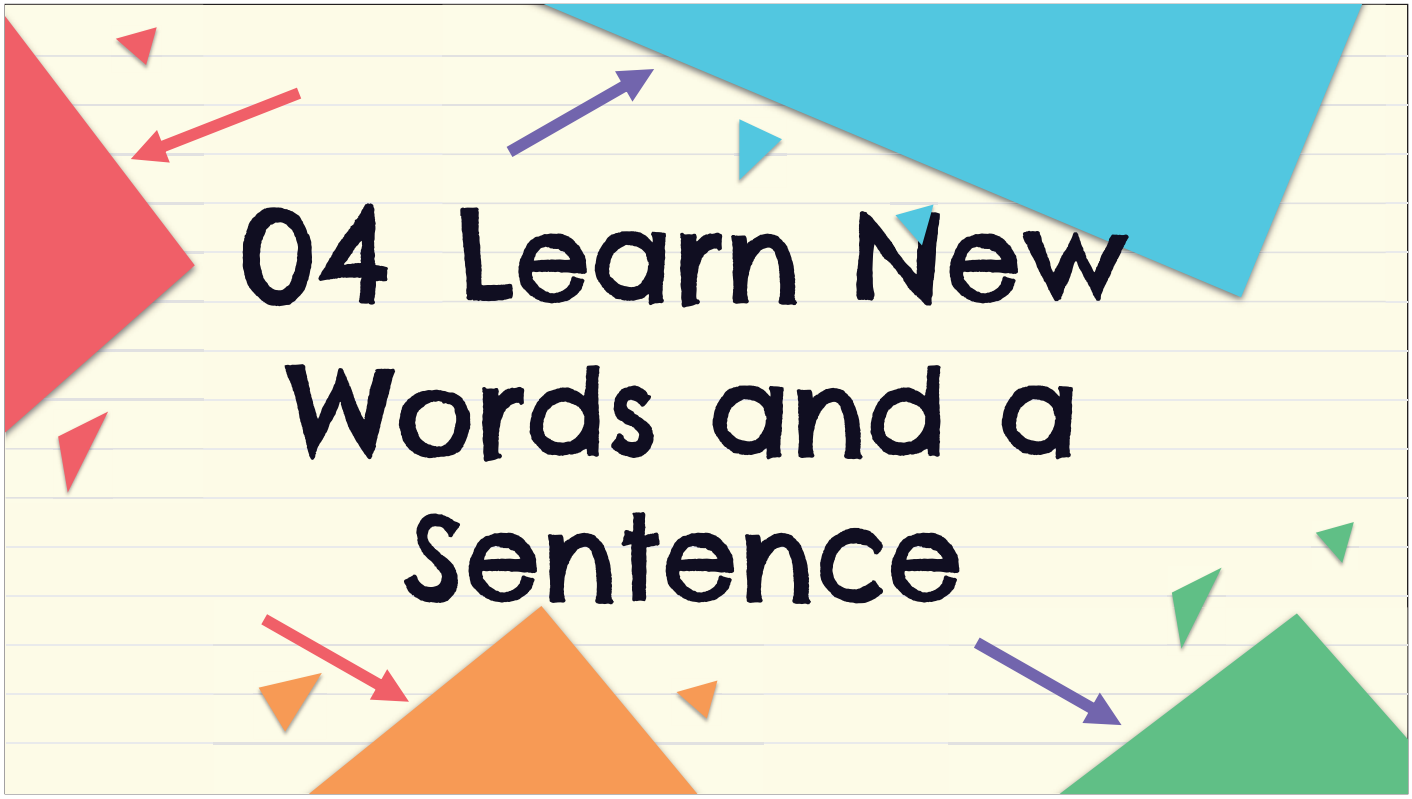
04 Learn New Words and a Sentence

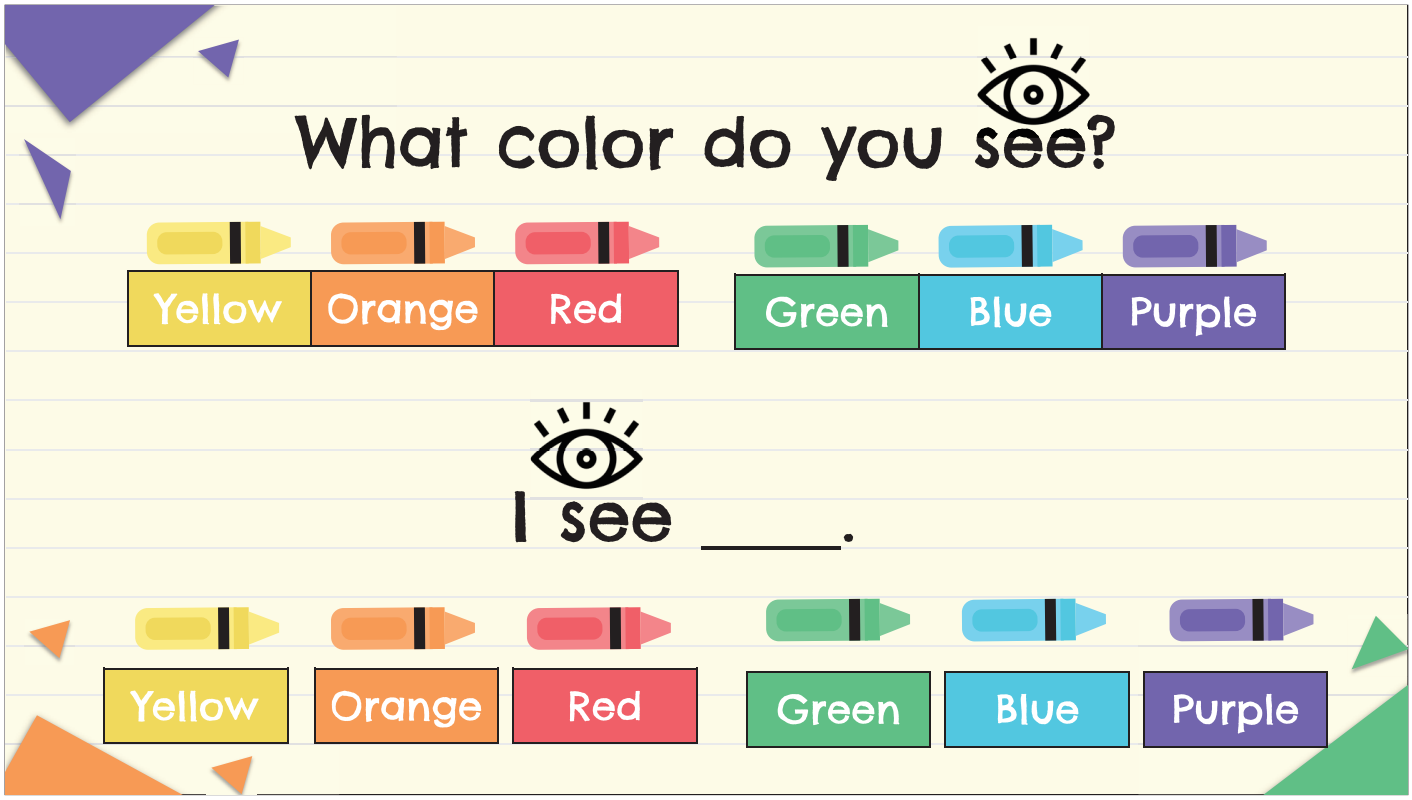
What color do you see?
Yellow
Orange
Red
Green
Blue
Purple
I see _____.
Yellow
Orange
Red
Green
Blue
Purple

05 Monthly English Challenge 103
Monthly English Challenges
Level 1: Grades 1-2 (第一級:一至二年級)

Monthly English Challenge

November 十一月

There are three pictures on yellow papers around school! Can you find them? Can you draw them?

校園內張貼了三張畫有圖案的黃色海報。你找到它們了嗎?請你將紙張上的圖案畫下來。



06 Let's count your points!

Have a
nice day!

Week 11
Unit 1 _ Lesson 2
Colors of Feelings

Today We Will...

01 Review Chants

02 Do A Roll Call

03 Review The Sentence

04 Let's Play A Game

05 I Can Say & Watch A Video

06 Count Your Points & Have A Nice Day

01
Review Chants

Eyes on you
3 2 1 Eyes on me.
3 2 1 Eyes on you.

Warm up

Let's do a warm up.

Ready? Go!



Stand up! Hands up! Turn around! Hands down! Sit down!

Hands on your lap!



5,4,3,2,1. Hands on your lap when you're done.

5

4

3

2

1

Hands on your lap.

Hands on my lap.

02
Do A Roll Call

Let's do a roll call!
Listen to Mrs. Doris,
and
SAY
HERE

03
Review the sentence

What color do you see?

Yellow | Orange | Red | Green | Blue | Purple

I see _____.

Yellow | Orange | Red | Green | Blue | Purple

04 Let's play a game!

Let's play a game!

1. Look at Mrs. Doris' card.
2. Put up your yellow card.
3. Say, "I see _____."
4. Get a plastic flower chip if you guess it right.



猜猜看老師手上的卡片顏色,記得說"I see ___.",猜對就有花片喔

05 I Can Say & Watch A Video

Can you say?

I see _____.



Put up your yellow card, say the sentence, and get a plastic flower chip!

等待老師點名,輪流舉起小黃卡說一個句子就可以獲得小花片:)

Let's watch a video!

06
Let's count your points!

Have a
nice day!

Week 12
Unit 1 _ Lesson 2
Colors of Feelings

Today We Will...

01 Review Chants

02 Do A Roll Call

03 Learn New Words & A Sentence

04 Let's Play A Game

05 Let's Watch A Video

06 Count Your Points & Have A Nice Day

01
Review Chants

Eyes on you

3 2 1 Eyes on me.

3 2 1 Eyes on you.



Warm up

Let's do a warm up.

Ready? Go!



Stand up! Hands up! Turn around! Hands down! Sit down!

Hands on your lap!



5,4,3,2,1. Hands on your lap when you're done.

5

4

3

2

1

Hands on your lap.

Hands on my lap.

02
Do A Roll Call

Let's do a roll call!
Listen to Mrs. Doris,
and
SAY
HERE

03
Learn New Words and A Sentence

How are you?

good

great

happy

angry


sad

I'm _____.

good

great

happy

angry


sad

04 Let's play a game!

Let's play a game!

1. Look at Mrs. Doris' performance.
2. Put up your yellow card.
3. Say, "I am _____."
4. Get a plastic flower chip if you say it right.

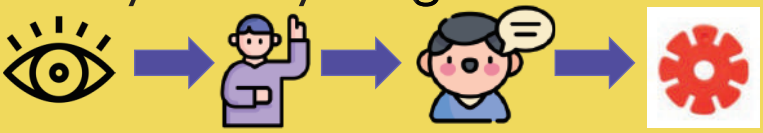

猜猜看老師表演的表情是哪個單字,並說"I am __."並說"I am __.",猜對就有花片喔

05 Let's Watch A Video

Let's watch a video!

06
Let's count your points!

Have a nice day!

Week 13
Unit 1 _ Lesson 2
Colors of Feelings

Today We Will...

01 Review Chants

02 Do A Roll Call

03 Review Words & A Sentence

04 Can You Say

05 Watch A Video

06 Count Your Points & Have A Nice Day

01
Review Chants

Eyes on you
3 2 1 Eyes on me.
3 2 1 Eyes on you.

Warm up

Let's do a warm up.

Ready? Go!



Stand up! Hands up! Turn around! Hands down! Sit down!

Hands on your laps!



5,4,3,2,1. Hands on your laps when you're done.

5

4

3

2

1

Hands on your laps.

Hands on my laps.

02
Do A Roll Call

Let's do a roll call!
Listen to Mrs. Doris,
and
SAY
HERE

03
Review Words and A Sentence

How are you?

good great happy angry sad

I'm _____.

good great happy angry sad

04 Can you say?

How are you? I'm _____.

good great happy angry sad



Put up your yellow card, say the sentence, and get a plastic flower chip! 等待老師點名,輪流舉起小黃卡說一個句子就可以獲得小花片:)

05 Let's Watch A Video

I am thankful...

I can say:

Thank you!

06 Let's count your points!

Have a
nice day!

Week 14
Unit 2_Lesson 1
I Can Share

TABLE OF CONTENTS

01 Chants

02 Roll Call

03 Story Time

04 Ask & Answer

05 Monthly English Challenge & Watch A Video

06 Count Points & Have A Nice Day

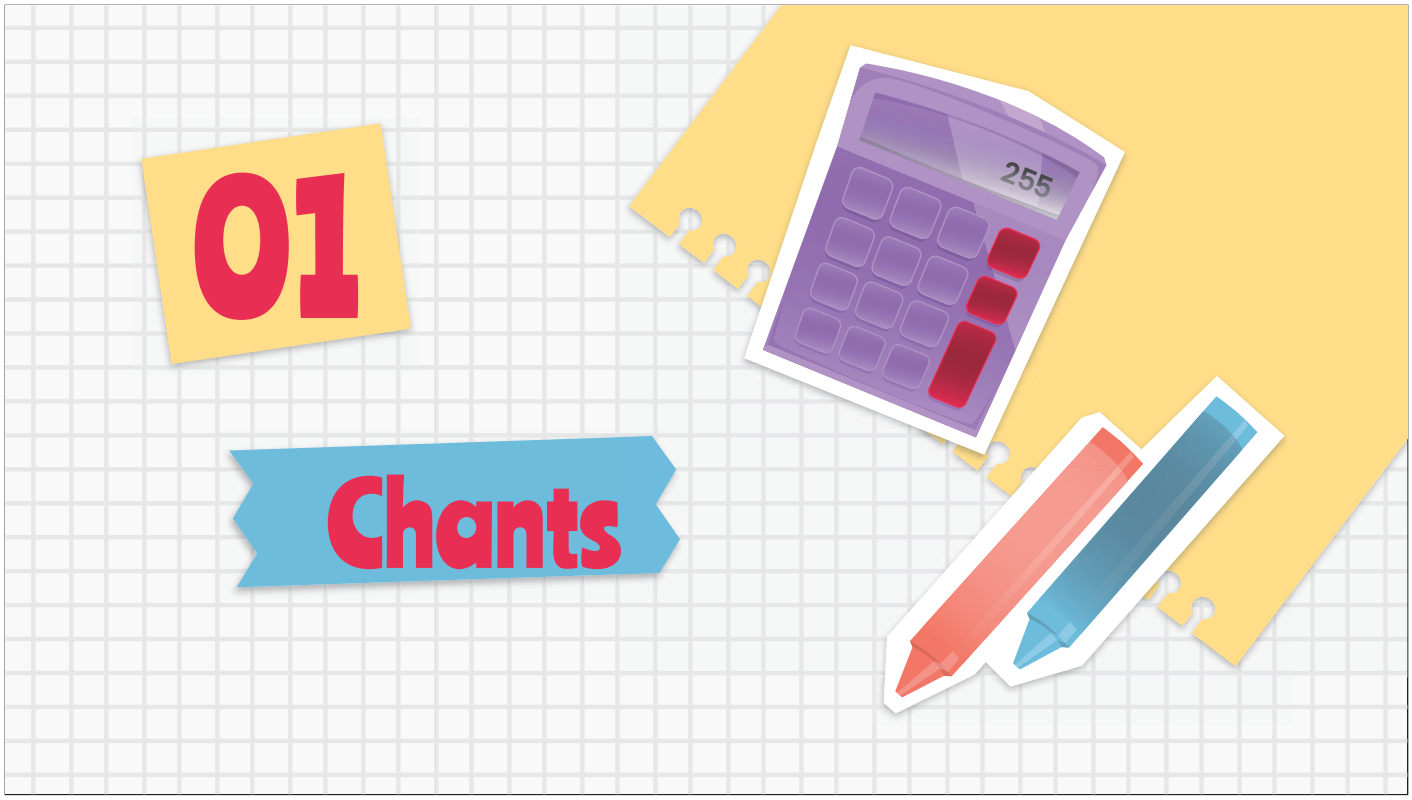
01
Chants
255

Eyes on you
3 2 1 Eyes on me.
3 2 1 Eyes on you.

Warm up

Let's do a warm up.

Ready? Go!



Stand up! Hands up! Turn around! Hands down! Sit down!



Hands on your lap!

5,4,3,2,1. Hands on your lap when you're done.



5

4

3

2

1

Hands on your lap.

Hands on my lap.

02 Roll Call!
Listen to Mrs. Doris,
and
SAY →
HERE

03
Story Time!

MY HOBBIES

I love reading!

I can...

Listen.

Look.

Be quiet.



04

Ask & Answer

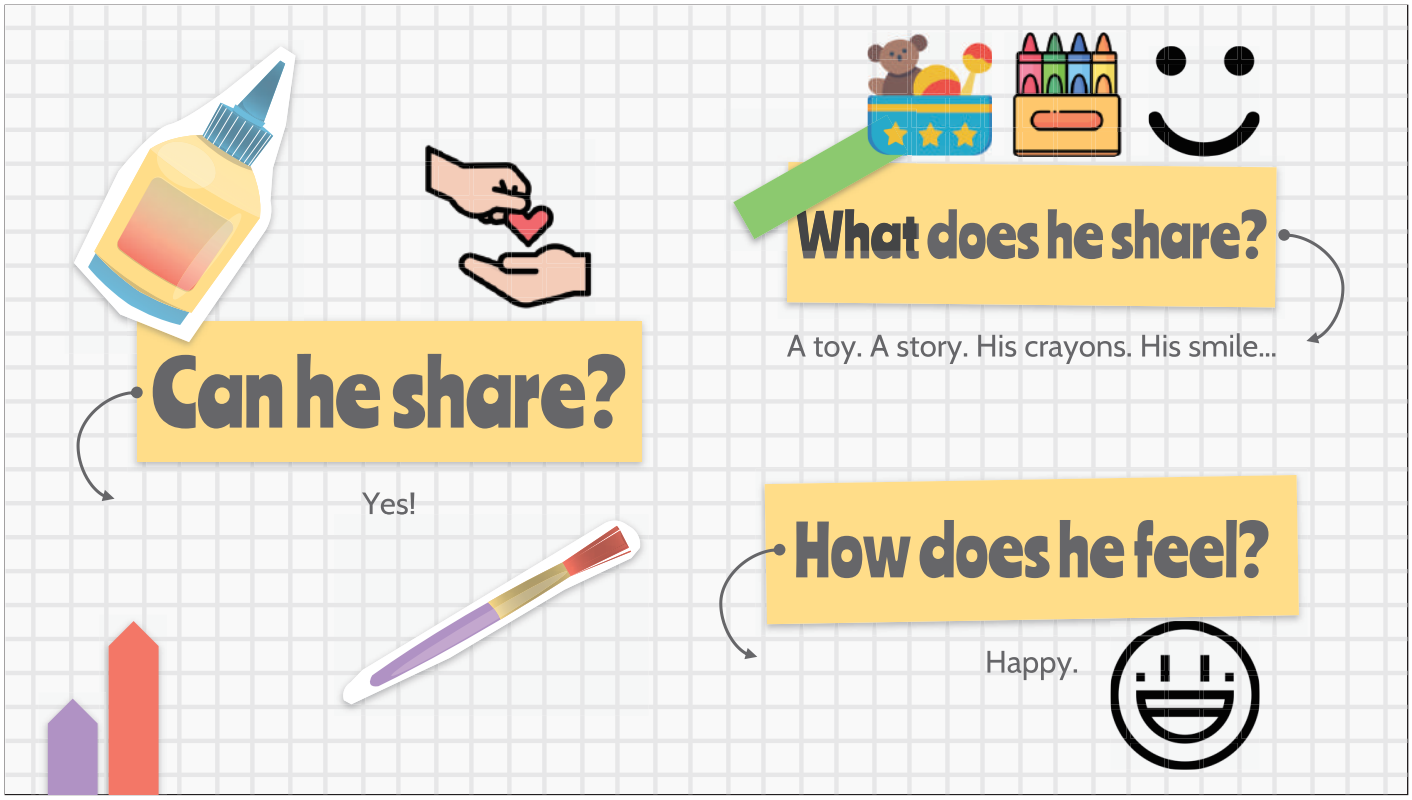
Can he share?
Yes!
What does he share?
A toy. A story. His crayons. His smile...
How does he feel?
Happy.

05 Monthly English
Challenge
& Watch A Video!

December 十二月

Happy holidays! Can you decorate the page? You can draw, write, or put stickers! But you have to cover the entire page. And don't forget to write your name at the bottom!
佳節愉快!你會裝飾右邊的頁面嗎?你可以畫圖,寫字,或是貼貼紙。不過請記得要將右邊的頁面全部塗滿喔!最後請不要忘了簽上你的名字!



Watch A Video!



Learn to share!

06 Count Your Points

Have a nice
day!

Week 15
Unit 2_Lesson 1
I Can Help Others

TABLE OF CONTENTS

01 Chants

02 Roll Call

03 Story Time

04 Ask & Answer

05 Watch Videos

06 Count Points & Have A Nice Day

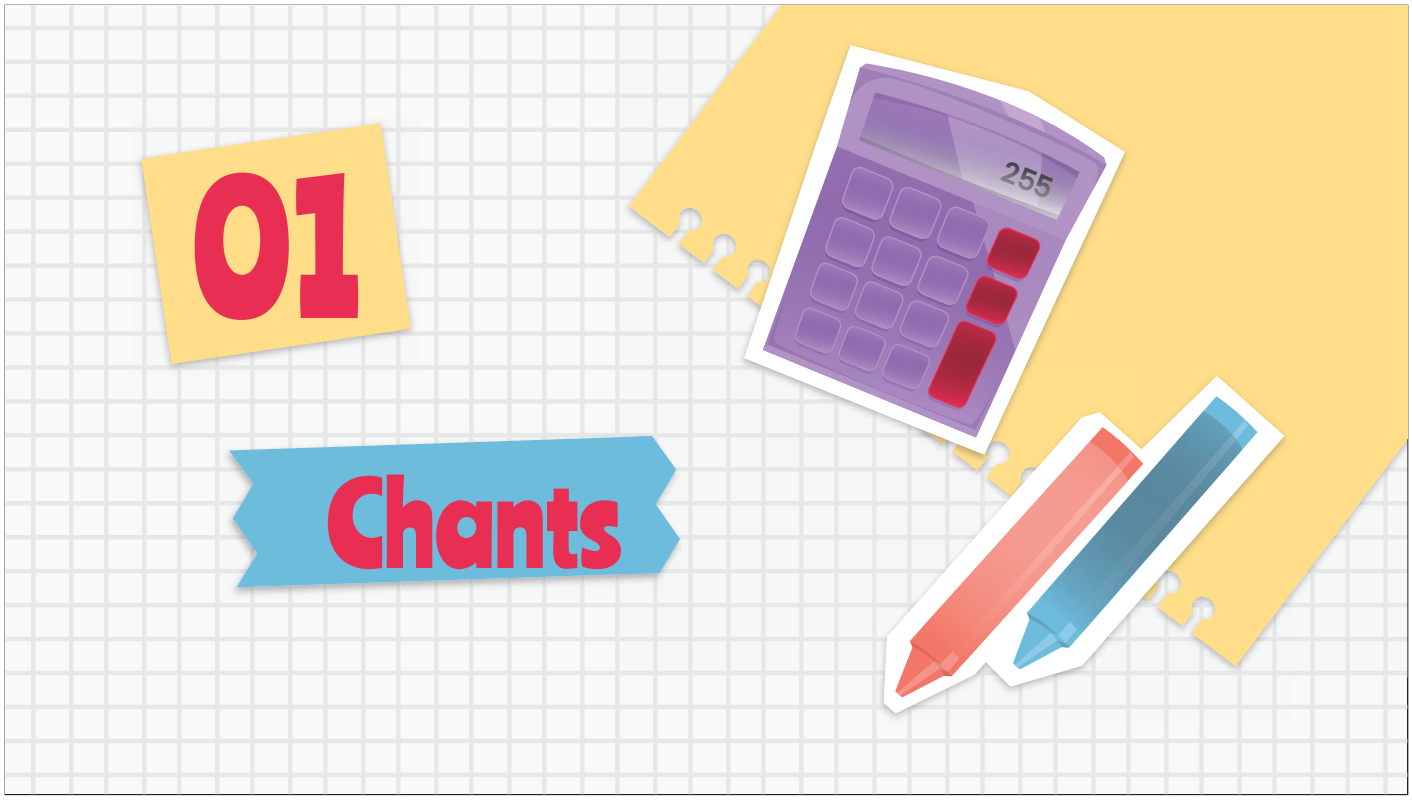
01
Chants
255

Eyes on you
3 2 1 Eyes on me.
3 2 1 Eyes on you.

Warm up

Let's do a warm up.

Ready? Go!



Stand up! Hands up! Turn around! Hands down! Sit down!



Hands on your lap!

5,4,3,2,1. Hands on your lap when you're done.



5

4

3

2

1

Hands on your lap.

Hands on my lap.

02 Roll Call!
Listen to Mrs. Doris,
and
SAY →
HERE

03
Story Time!

MY HOBBIES

I love reading!

I can...

Listen.

Look.

Be quiet.



04

Ask & Answer

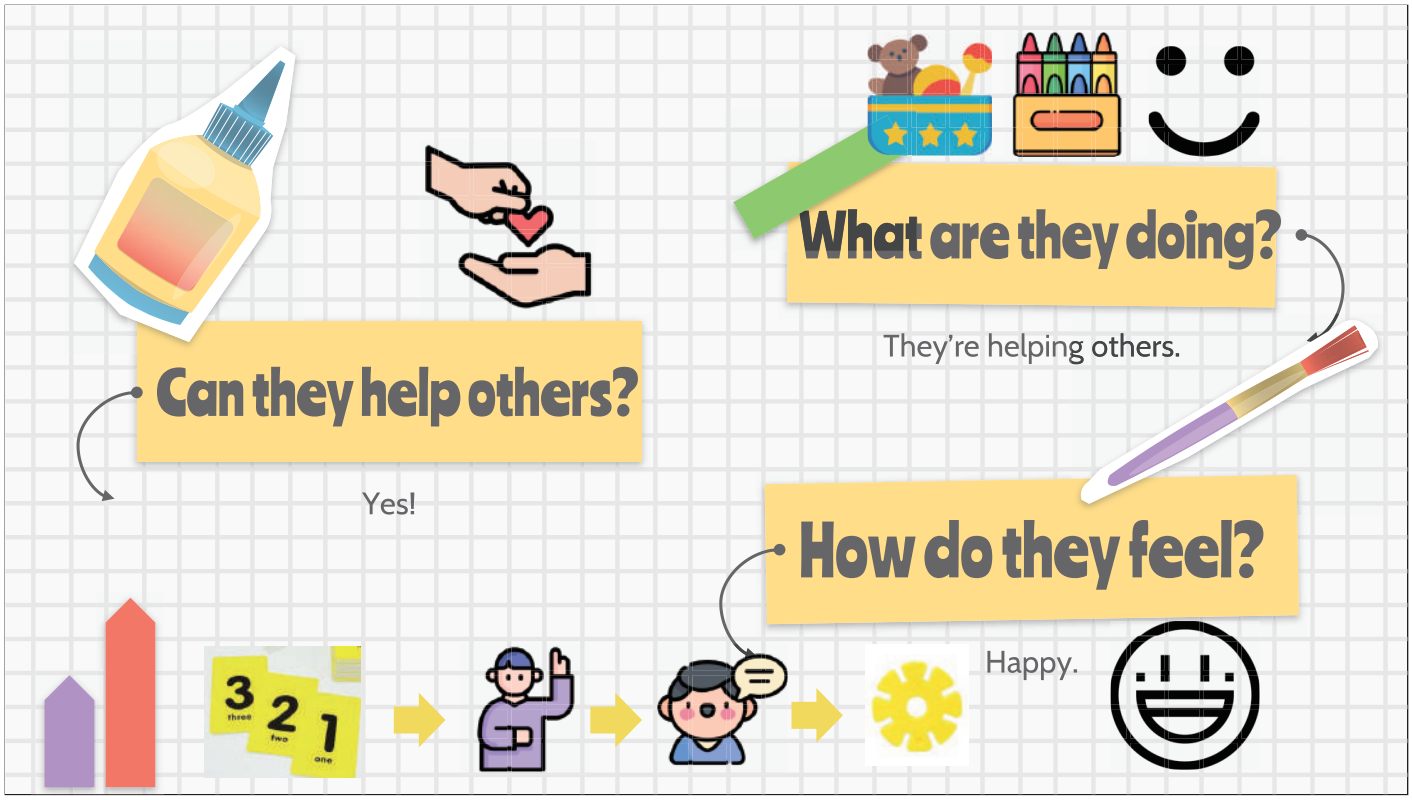
What are they doing?
They're helping others.
Can they help others?
Yes!
How do they feel?
Happy.

05 Watch
Videos!

I like to share!

Can you help others?

06 Count
Your
Points

Have a nice
day!

Week 16
Unit 2_Lesson 1
I Can Say

TABLE OF CONTENTS

01 Chants

02 Roll Call

03 Learn New Sentences

04 Play A Game

05 I Can Say

06 Count Points & Have A Nice Day

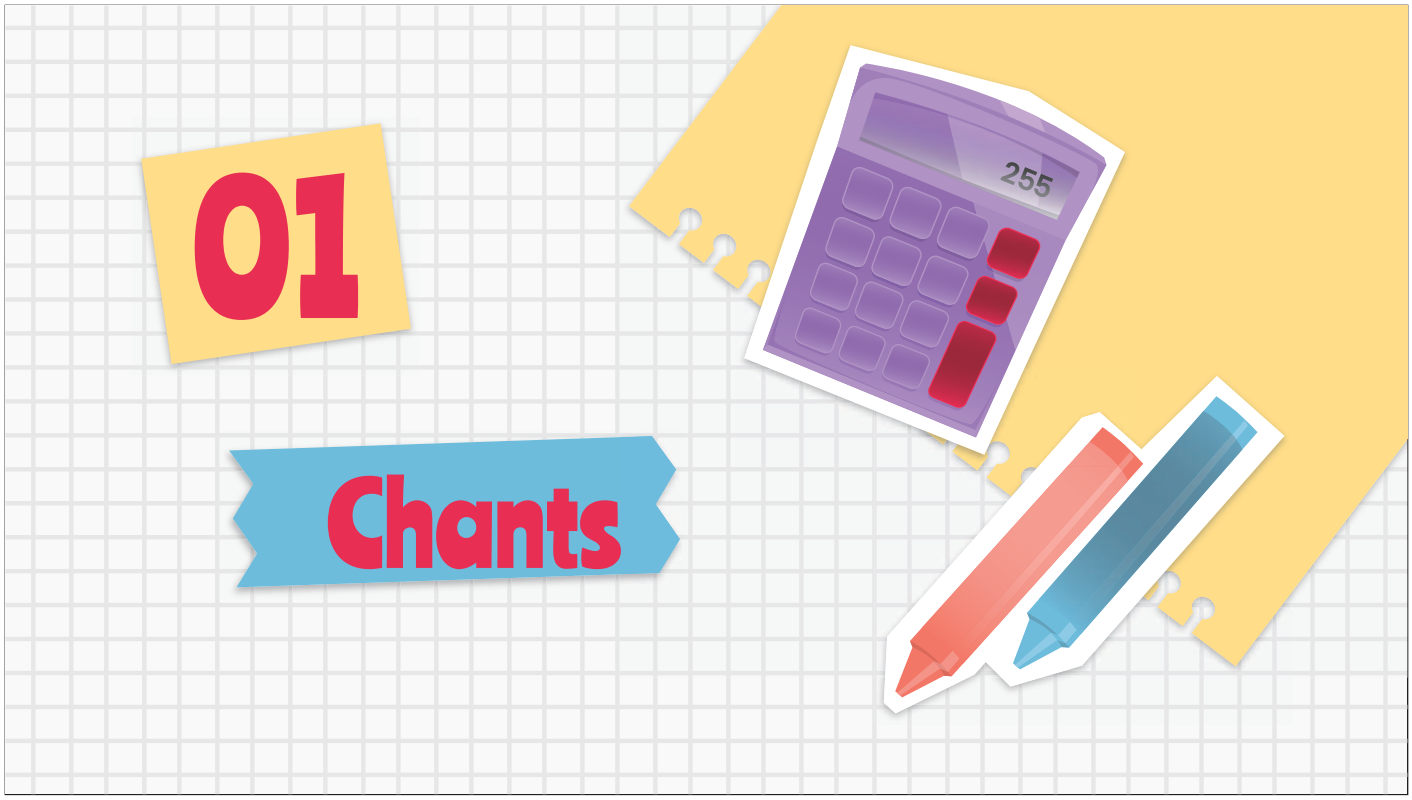
01
Chants
255

Eyes on you
3 2 1 Eyes on me.
3 2 1 Eyes on you.

Warm up

Let's do a warm up.

Ready? Go!



Stand up! Hands up! Turn around! Hands down! Sit down!



Hands on your lap!

5,4,3,2,1. Hands on your lap when you're done.



5

4

3

2

1

Hands on your lap.

Hands on my lap.

02 Roll Call!
Listen to Mrs. Doris,
and
SAY →
HERE

03
Learn New
Sentences!

Can you share your ...? **Yes, I can.**

balloons



toy

story

What do you want to share?你想分享甚麼?

可以用中文回答喔!

Can you help others? **Yes, I can.**

How do you help others?你怎麼幫助別人?

可以用中文回答喔!

04

Let's play a game!



I can ...

1. Mrs. Doris shows a picture.
2. One student acts it out.
3. Mrs. Doris asks "Can you ...?"
4. Students put up the yellow cards.
5. One student answers the question and gets a flower chip.

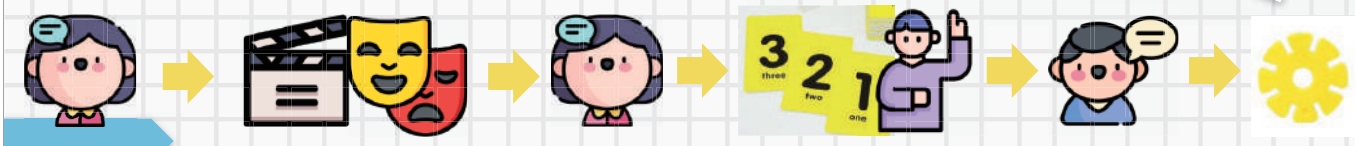

老師投影出圖片,請一位自願者表演,老師提問"Can you ...?",同學回答"Yes, I can."
就可獲得小花片

Can you share .../ help others?

☺ Yes, I can.

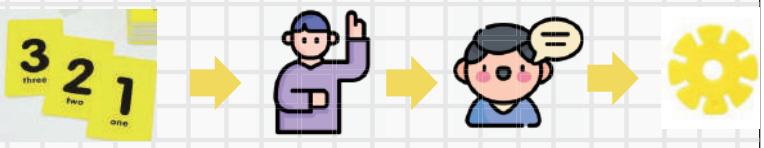

05 I Can Say



Can you share .../ help others?

1. Mrs. Doris asks “Can you ...?”.
2. Students put up the yellow cards and answer the question.
3. Get a flower chip after answering the question.

☺Yes, I can.

老師提問,同學舉卡片回答,就可以獲得花片

06 Count Your Points

Have a nice
day!



Week 17
Unit 3_Lesson1

My World Your World-
Time For School

Today we'll ...

1. Review Chants
2. Do A Roll Call
3. Read A Book
4. Ask And Answer
5. Watch A Video
6. Count Your Points

01

Review Chants

Eyes on you

3 2 1 Eyes on me.

3 2 1 Eyes on you.

Warm up

Let's do a warm up.

Ready? Go!



Stand up! Hands up! Turn around! Hands down! Sit down!

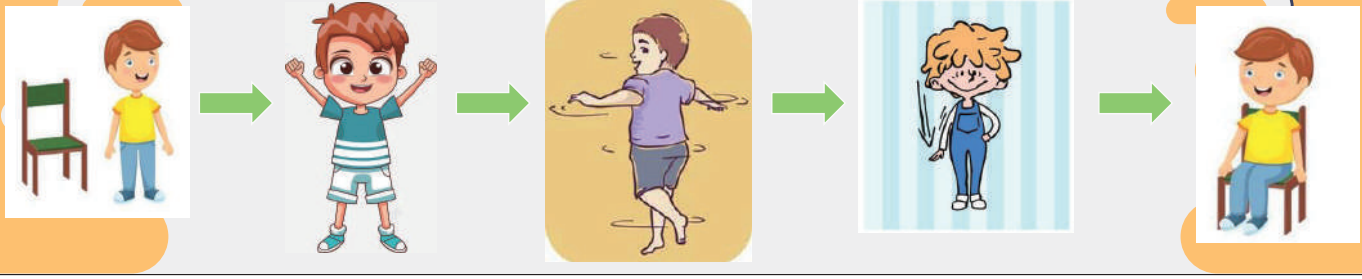

02

Do A Roll Call

Listen to Mrs. Doris, and

SAY →

03

Read A Book

My World Your World - Time For School

Listen.

Look.

Be quiet.

04

Ask And Answer

Questions

How do they go to school?

他們怎麼上學的呢?

What does their classroom/ school look like?

他們的學校或教室是甚麼樣子呢?

What do they do at school?

他們在學校做甚麼呢?

05

Watch A Video

It's Christmas!

Can you say?





06

Count Your Points



Week 18 Unit 3_Lesson1

My World Your World- Time For School

Today we'll ...

1. Review Chants
2. Do A Roll Call
3. Ask And Answer
4. Learn New Words
5. Play A Game
6. Count Your Points

01

Review Chants

Eyes on you

3 2 1 Eyes on me.

3 2 1 Eyes on you.

Warm up

Let's do a warm up.

Ready? Go!



Stand up! Hands up! Turn around! Hands down! Sit down!

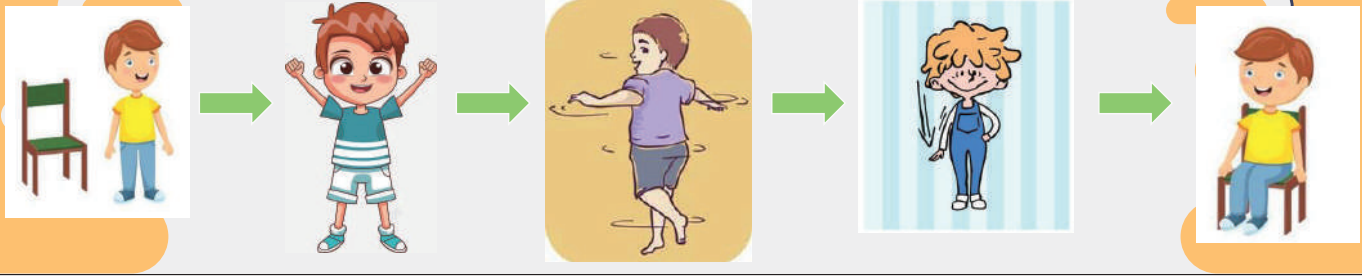

02

Do A Roll Call

Listen to Mrs. Doris, and

SAY →

03

Ask And Answer

My World Your World - Time For School

Listen.

Look.

Be quiet.

Questions

How do they go to school?

他們怎麼上學的呢?

What does their classroom/ school look like?

他們的學校或教室是甚麼樣子呢?

What do they do at school?

他們在學校做甚麼呢?

04

Learn New Words And A Sentence

What do you like to do at school?

sing



draw

play

read



Can you say?

What do you like to do at school?
I like _____ing .
sing
draw
play
read
I like
ing.

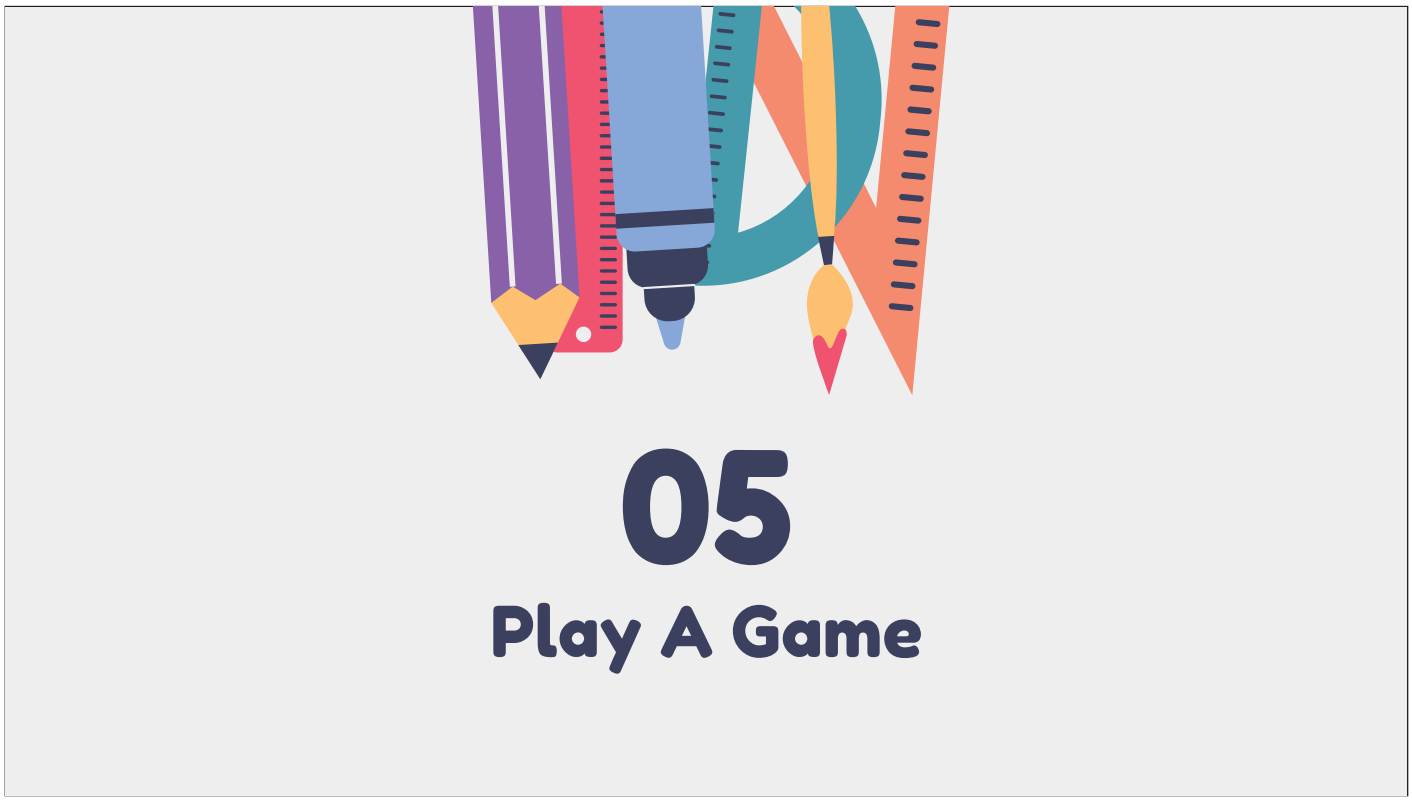
05
Play A Game

1. Look at Mrs. Doris.
2. Put up your yellow card.
3. Say the sentence, “I like _____ing.”
4. Get a plastic flower chip.

猜猜看老師表演的動作是甚麼,說出"I like __ing."
猜對了就可以獲得花片喔



What do you like to do at school?



Can you say?

I like _____ing.

06

Count Your Points

Have a nice day!



Week 19 Unit 3_Lesson1

My World Your World- Time For School

Today we'll ...

1. Review Chants
2. Do A Roll Call
3. Review The Sentences
4. Play A Game
5. I Can Say
6. Count Your Points & MEC

01

Review Chants

Eyes on you

3 2 1 Eyes on me.

3 2 1 Eyes on you.

Warm up

Let's do a warm up.

Ready? Go!



Stand up! Hands up! Turn around! Hands down! Sit down!

02

Do A Roll Call

Listen to Mrs. Doris, and

SAY →

03

Review The Sentences

What do you like to do at school?

sing



draw

play

read



Can you say?

What do you like to do at school?

I like _____ing .

sing



draw

play

read



I like ing.

04

Play A Game

1. Look at Mrs. Doris' card.
2. Put up your yellow card.
3. Say the sentence, "I like _____ing."
4. Get a plastic flower chip.

輪流舉小黃卡,仔細看老師手上的卡片,說出"I like __ing."就可以獲得花片



What do you like to do at school?



Can you say?

I like _____ing.

05

I Can Say

What do you like to do at school?

I like _____ing.

sing



draw

play

read

06

Count Your Points & Monthly English Challenge

MEC-January 一月

Can you help Ms. Helen learn Chinese? Write your favorite Chinese word and draw a picture of what it means!

可以請你教Ms. Helen中文嗎?寫上你最喜歡的中文字並將它畫出來。

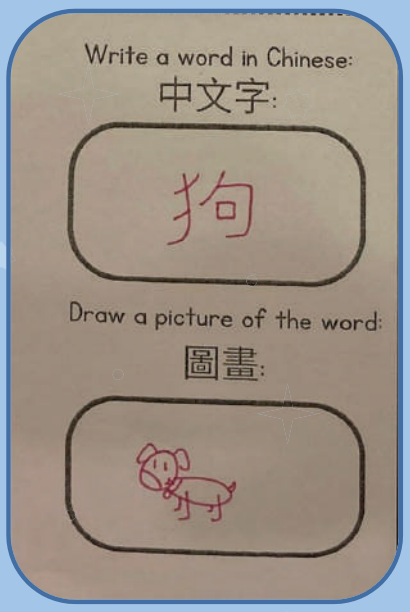

Have a nice day!

Week 20
Review!

Today we'll...
01
Review Chants
02
Do A Roll Call
03
Review All Units
04
Feedback
05
Watch Videos
06
Party Time

01 Review Chants

Eyes on you

3 2 1 Eyes on me.

3 2 1 Eyes on you.

Warm up

Let's do a warm up.

Ready? Go!



Stand up! Hands up! Turn around! Hands down! Sit down!



02

Do A Roll Call

Listen to Mrs. Doris,
and
SAY →
HERE

03
Review
All Sentences

Can you say?

Hi, I'm _____.



Can you say?

I see _____.

How are you?

Can you say? I'm _____.

good great happy angry sad

Can you share .../ help others?

Yes, I can.

What do you like to do at school?
I like _____ing.
sing
draw
play
read

04
Feedback

05
Watch
Videos

ELMO
SESAME STREET
TAMIR
GABRIELLE
SONGS
SUPER SIMPLE

hello!

SESAME STREET
FILM & ANIMATION

SUPER SIMPLE

06

Party Time!

You can get a candy and a sticker:)
Good work!

Let's play Games!

1. Heads up, seven up
2. Rock, paper, scissors: Butterfly

Have a nice day!
See you next month!

THIS IS HOW I THINK & FEEL

一年級文化與生活(雙語教學)
學生回饋單

CLASS:10__ NUMBER:____ NAME:_____

HOW DO YOU FEEL ABOUT THE BOOKS?

I feel great. I feel good. I feel okay.

All Are Welcome

I Can Cooperate

Colors Of Feelings

Time For School

I Can Share

Color one emoji for each book.

CAN YOU SAY IT?

Yes, I'm good at it. Yes. No, I need more practice.

Hi, I'm Doris.

Hi, I'm _____.

How are you?

I'm _____.

What do you like to do at school?

I like ___ing.

What color do you see?

I see _____.

Can you share?

Yes, I can.

Color one emoji for each sentence.

DRAW TWO THINGS THAT YOU LIKE ABOUT THIS CLASS

畫兩件你喜歡在課堂做的事。

A STAR & A WISH

畫下一件做得很棒的事情以及想學習的事情。

Bei Chang Elementary School

1st Grade Life And Culture Class

2nd Semester
第二學期

北昌國小一年級文化與生活課程架構

1st Grade Life & Culture Class

Table of contents! 目錄

Unit 單元	Lesson 課程	Language of learning 學科知識語言	Language for learning 課堂溝通語言	Videos 影片
U4 All About families	Who Takes Care Of Us	daddy, mommy, grandpa, grandma, sister, brother This is my ____.	Review	I Love My Family
U4 All About families	Hair Love	daddy, mommy, grandpa, grandma, sister, brother I love my ____.	Sit up straight. Eyes on you.	I Love My Family
U5 I Love My School(B)	I Can Listen	daddy, mommy, teacher I can listen to my ____.	Thank you. No problem.	Learn to Listen
U5 I Love My School(B)	It's Okay To Make Mistakes	It's okay.	Can you sit up straight? Yes, I can.	It's Okay To Make Mistakes
U6 Take Care Of Earth	The Earth Book	water, paper, power Can you use less ___? Yes, I can. No, I can't.	Can you repeat after me? Yes, I can.	Save The Earth
U7 My World Your World(B)	The Food We Eat	rice, wax apple, pineapple cake Do you like ___? Yes, I do. / No, I don't.	See you next week. Review	Do you like broccoli?

Week 1
Unit 4 Lesson 1
Who takes care of us

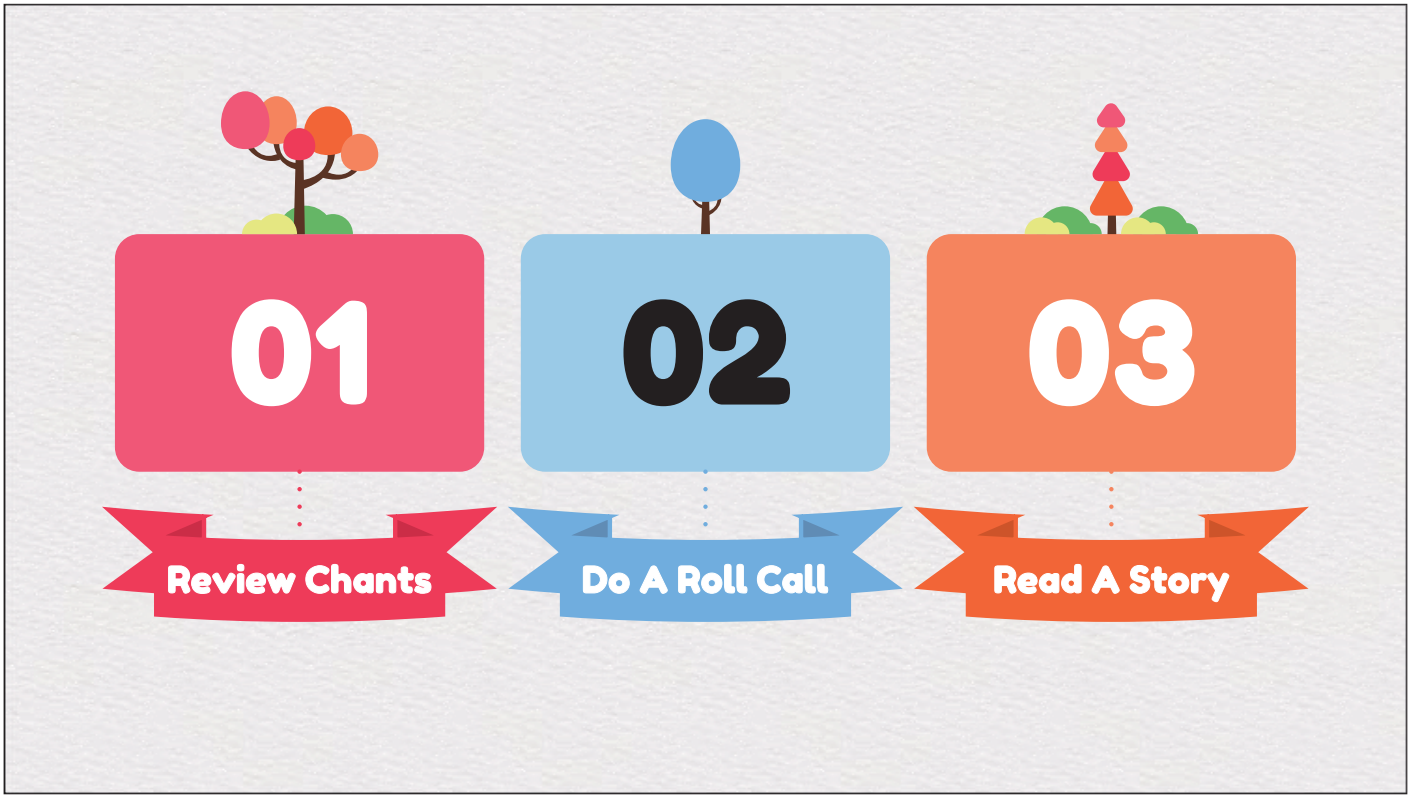
01
Review Chants
02
Do A Roll Call
03
Read A Story

04
Ask & Answer
05
Watch A Video
06
Have A Nice Day

01
Review Chants

Eyes on you
3 2 1 Eyes on me.
3 2 1 Eyes on you.


Warm up
Let's do a warm up.
Ready?
Go!
Stand up!
Hands up!
Turn around!
Hands down!
Sit down!

Hands on your lap!

5,4,3,2,1. Hands on your lap when you're done.

Hands on your lap.

Hands on my lap.

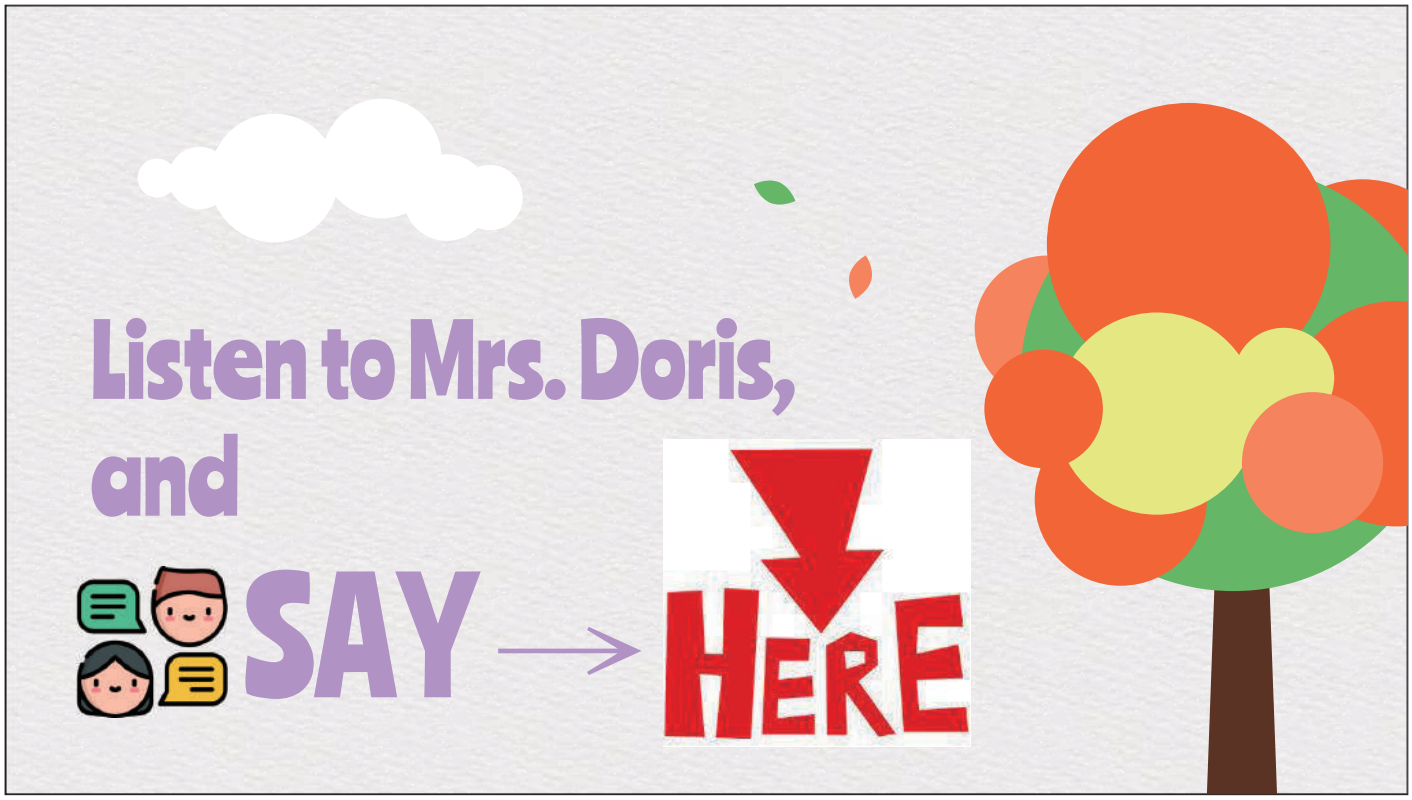
Listen to Mrs. Doris,
and
SAY
HERE

03
Read A Story

Let's read a book!



All About Families!

Listen.

Look.

Be quiet.

04

Ask And Answer

Questions:

What is a family? 家庭是甚麼?

Who is in my family? 我家裡有哪些人?

How does your family make you feel?
家人帶給你甚麼感覺呢?



05

Watch A Video

My Family!

06

Count your points!



Have a nice
day!

Week 2
Unit 4 Lesson 1
Who takes care of us

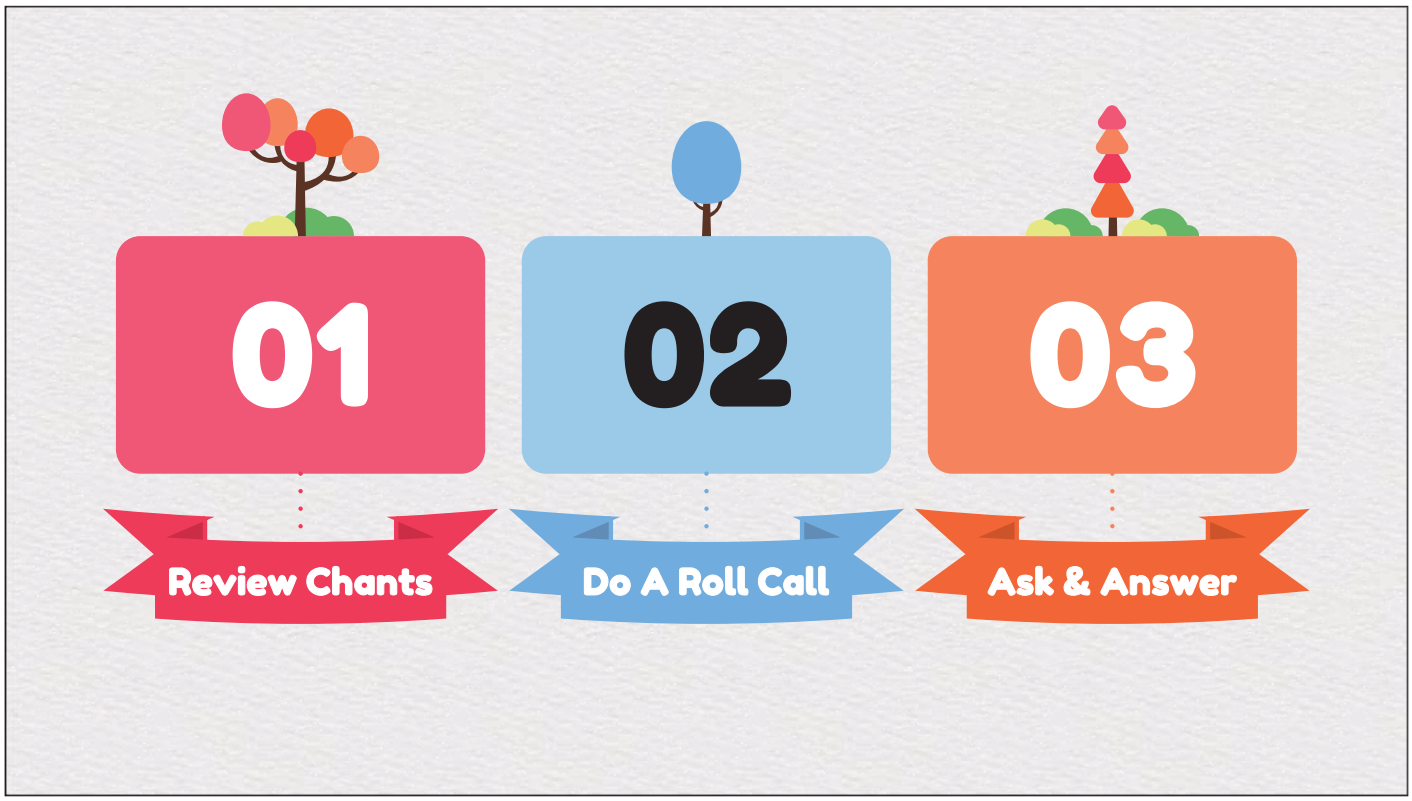
01
Review Chants
02
Do A Roll Call
03
Ask & Answer

04
Learn New Words
05
Play A Game
06
Have A Nice Day

01
Review Chants

Eyes on you
3 2 1 Eyes on me.
3 2 1 Eyes on you.


Warm up
Let's do a warm up.
Ready?
Go!
Stand up!
Hands up!
Turn around!
Hands down!
Sit down!

Hands on your lap!

5,4,3,2,1. Hands on your lap when you're done.

Hands on your lap.

Hands on my lap.

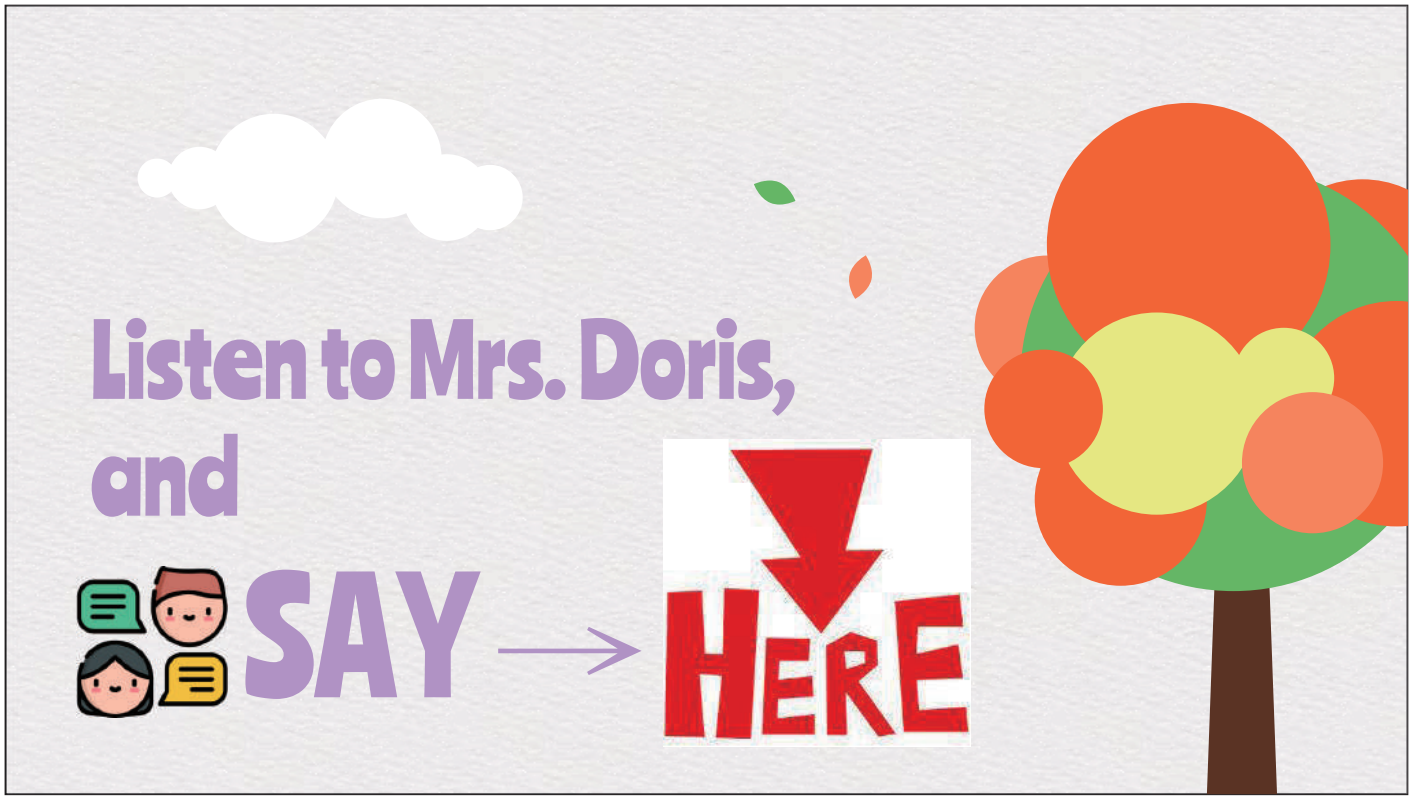
Listen to Mrs. Doris,
and
SAY
HERE

03
Ask And Answer

Questions:

What is a family? 家庭是甚麼?

Who is in my family? 我家裡有哪些人?

How does your family make you feel?
家人帶給你甚麼感覺呢?



Let's look at the book!

All About Families!

Listen.

Look.

Be quiet.

04

Learn New Words

A family tree

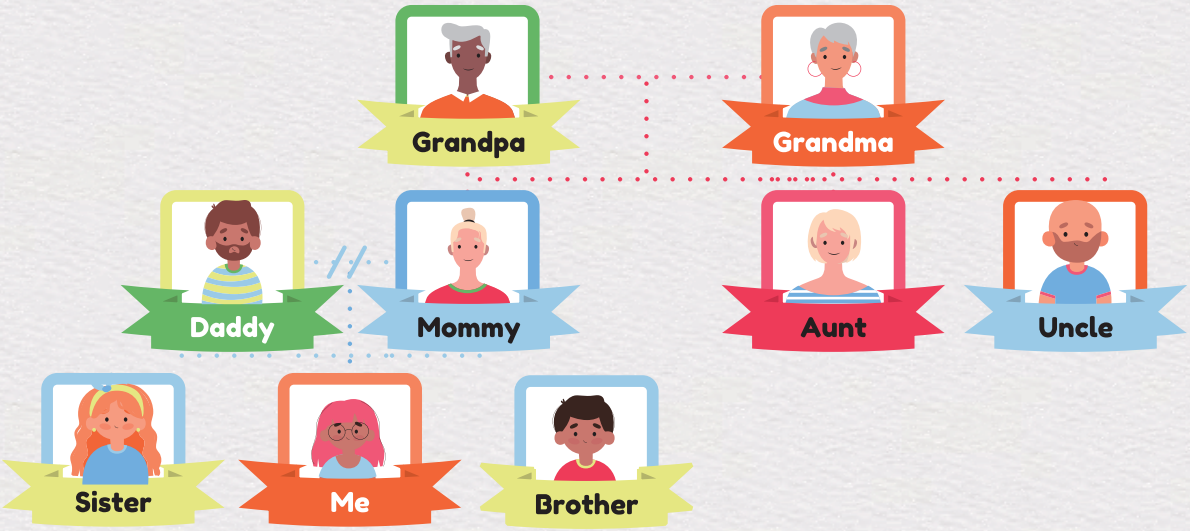


Can you say?
Grandpa
Grandma
Daddy
Mommy
Auntie
Uncle
Sister
Me
Brother

05
Play A Game

Let's play a game!
1. Look at Mrs. Doris' drawing.
2. Raise your hand and say "daddy...".
3. You can get a flower chip if you guess it right.
猜猜看老師畫的圖是誰,請說單字,猜對就可以獲得花片
3 three
2 two
1 one

06
Count your points!
50

Have a nice
day!

Week 3
Unit 4 Lesson 1
Who takes care of us

04
Play A Game
05
I Can Say
06
Have A Nice Day

01
Review Chants

Eyes on you
3 2 1 Eyes on me.
3 2 1 Eyes on you.


Warm up
Let's do a warm up.
Ready?
Go!
Stand up!
Hands up!
Turn around!
Hands down!
Sit down!

Hands on your lap!

5,4,3,2,1. Hands on your lap when you're done.

Hands on your lap.

Hands on my lap.

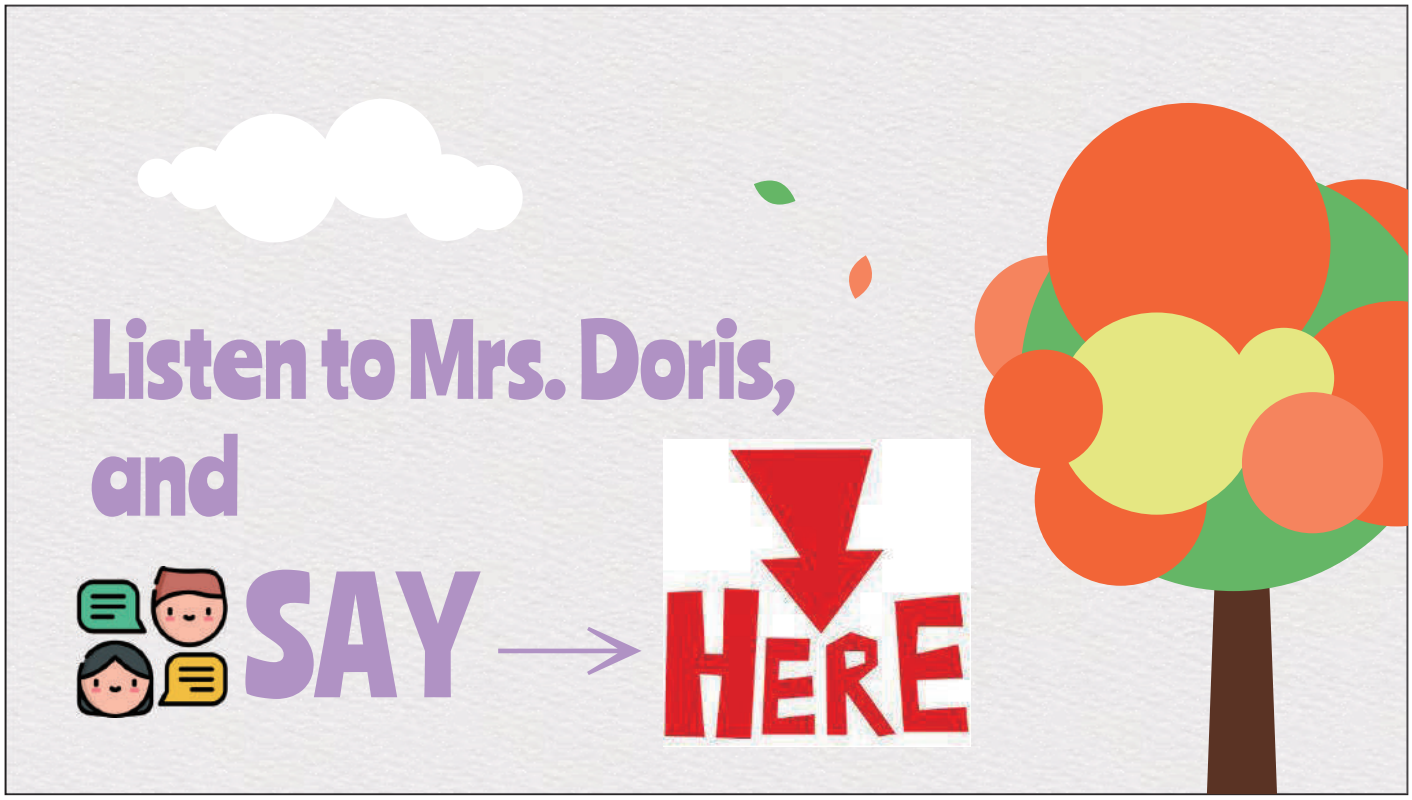
Listen to Mrs. Doris,
and
SAY
HERE

03
Learn A New Sentence

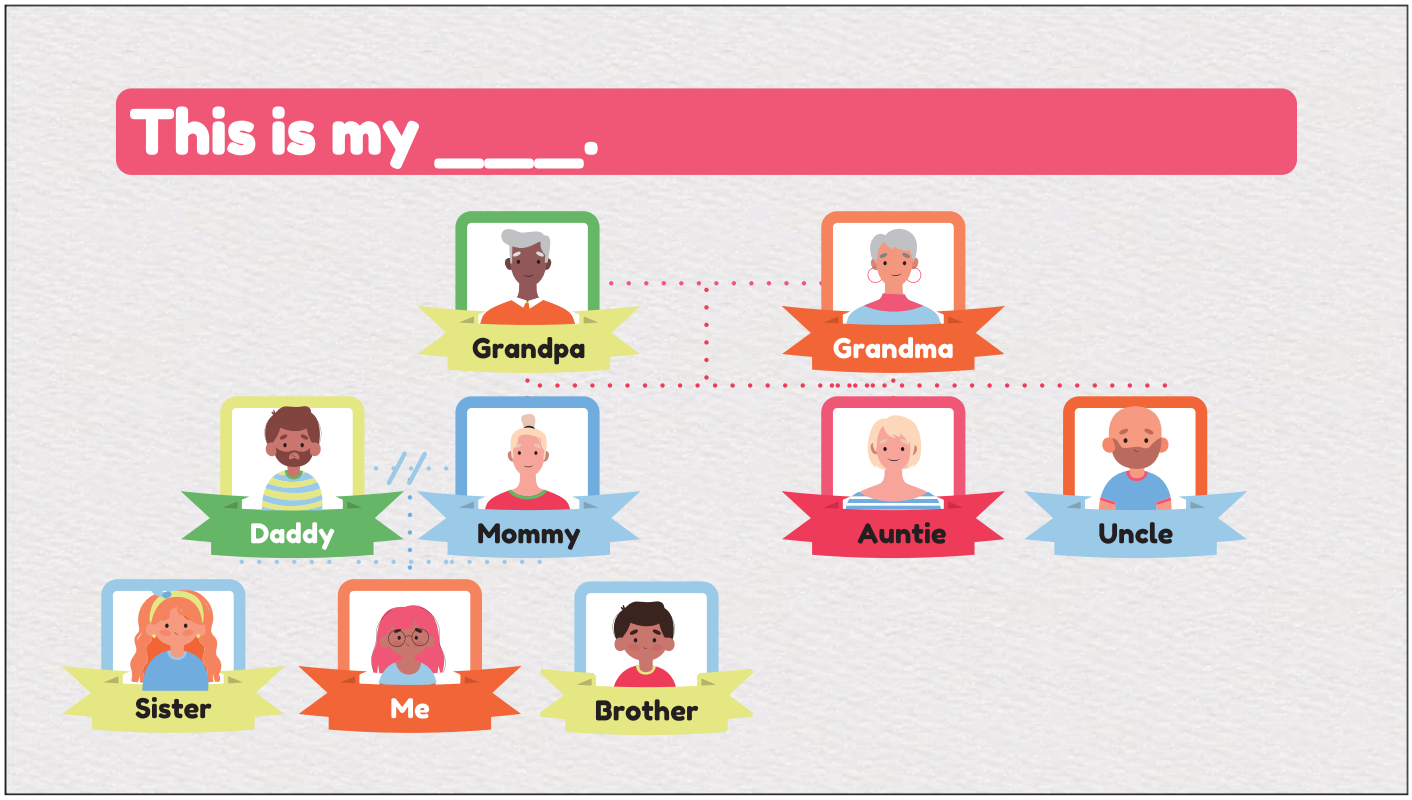
This is my ____.
Grandpa
Grandma
Daddy
Mommy
Auntie
Uncle
Sister
Me
Brother


Can you say? This is my ____.
Grandpa
Grandma
Daddy
Mommy
Auntie
Uncle
Sister
Me
Brother

04

Play A Game

Let's play a game!

1. Look at Mrs. Doris' drawing.
2. Raise your hand and say a word.
3. You can get a flower chip if you guess it right.

猜猜看老師畫的圖是誰,請說單字,猜對就可以獲得花片



05

I Can Say



Can you say?

I can say!

This is my _____.

1. Look at Mrs. Doris' card.
2. Put up your yellow card.
3. Say the sentence, "This is my _____."
4. Get a plastic flower chip after saying the sentence.

輪流舉小黃卡,仔細看老師手上的卡片,說出"This is my __."就可以獲得花片

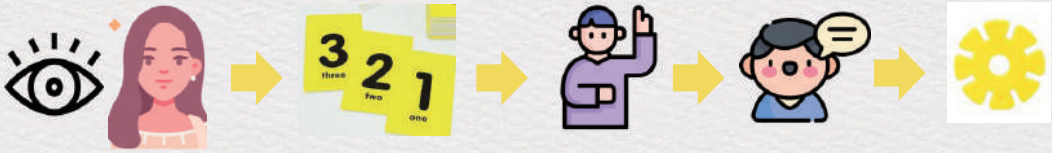

06
Count your points!

Have a nice day!

Week 4
Unit 4_ Lesson 2
Hair Love

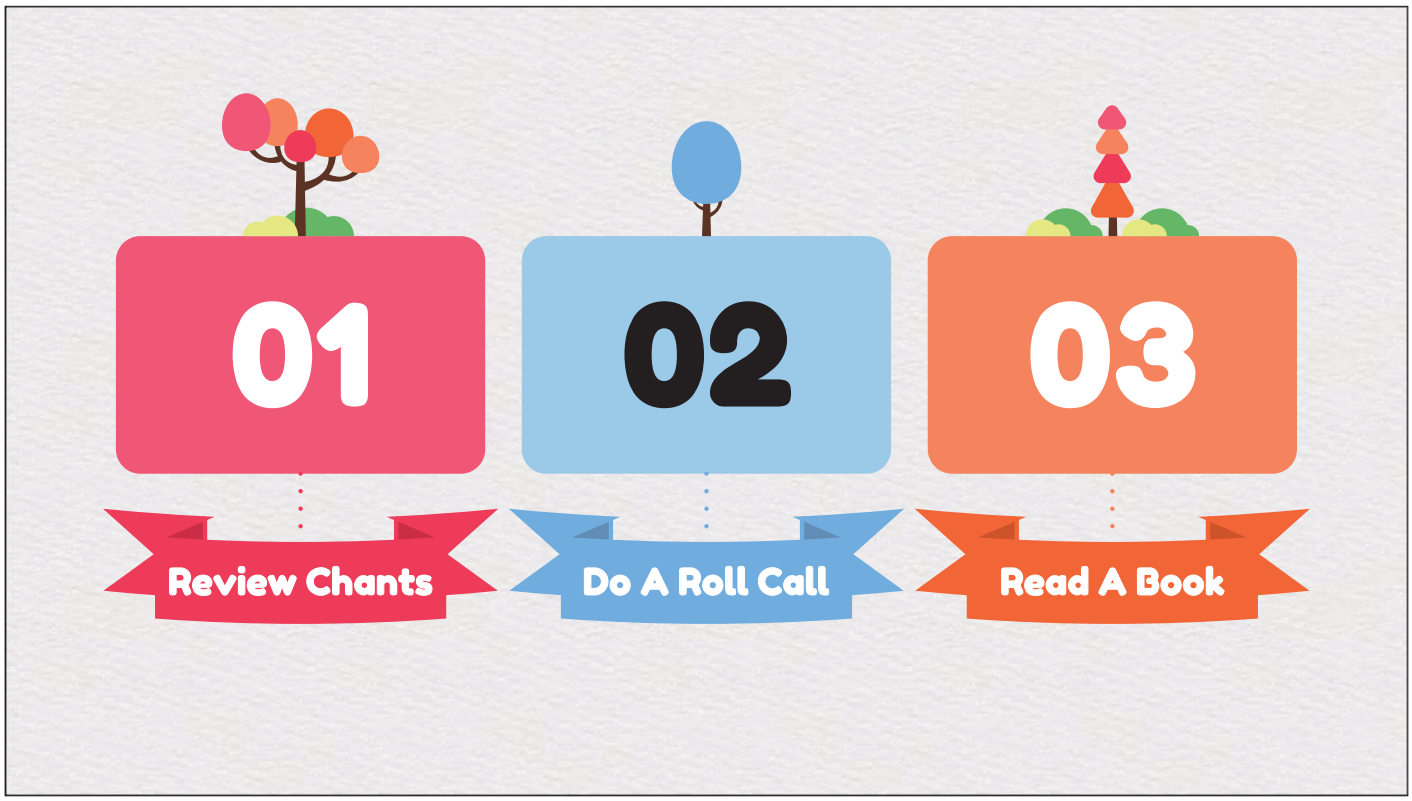
01
Review Chants
02
Do A Roll Call
03
Read A Book

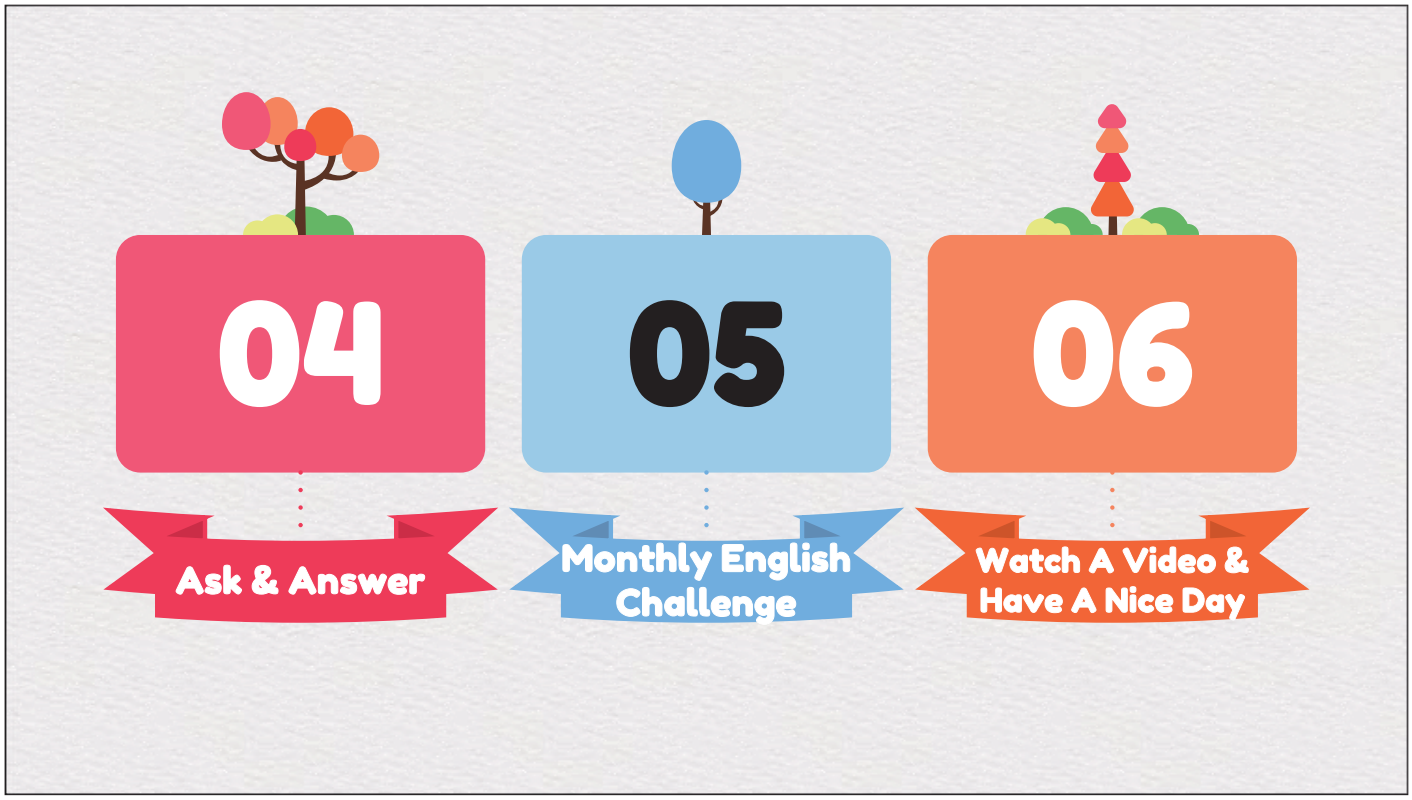
04
Ask & Answer
05
Monthly English Challenge
06
Watch A Video & Have A Nice Day

01
Review Chants

Eyes on you
3 2 1 Eyes on me.
3 2 1 Eyes on you.


Warm up
Let's do a warm up.
Ready?
Go!
Stand up!
Hands up!
Turn around!
Hands down!
Sit down!

Hands on your lap!

5,4,3,2,1. Hands on your lap when you're done.

Hands on your lap.

Hands on my lap.

Sit Up Straight

Sit up straight. X2

Can you sit up straight?

Sit up straight. X2

I can sit up straight.

02
Do A Roll Call

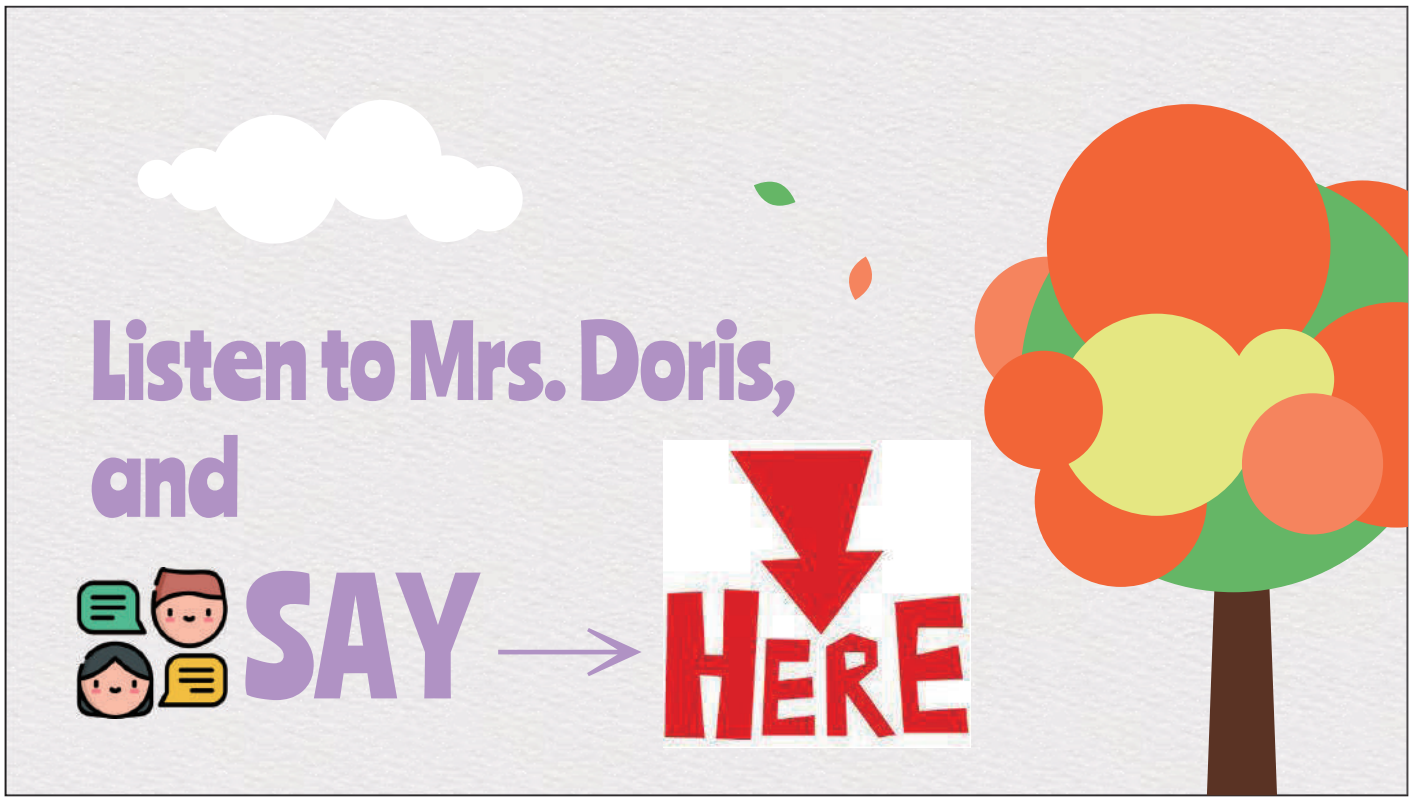
Listen to Mrs. Doris,
and
SAY
HERE

03

Read A Story

Let's read a book!



Hair Love

Listen.

Look.

Be quiet.

04

Ask And Answer

Questions:

- What do you see?
- How do you feel about this book?
- How does your family make you feel?



05

Monthly English Challenge

March 三月

There are clovers all over school! What color are they? Can you draw and color one?

校園內張貼了一些幸運草,它們是甚麼顏色的呢?請你畫一畫幸運草吧!

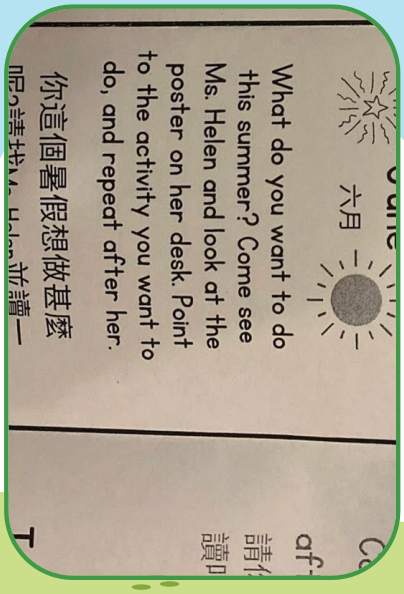

06

Watch A Video

06

Count your points!



Have a nice
day!

Week 5
Unit 4_ Lesson 2
Hair Love

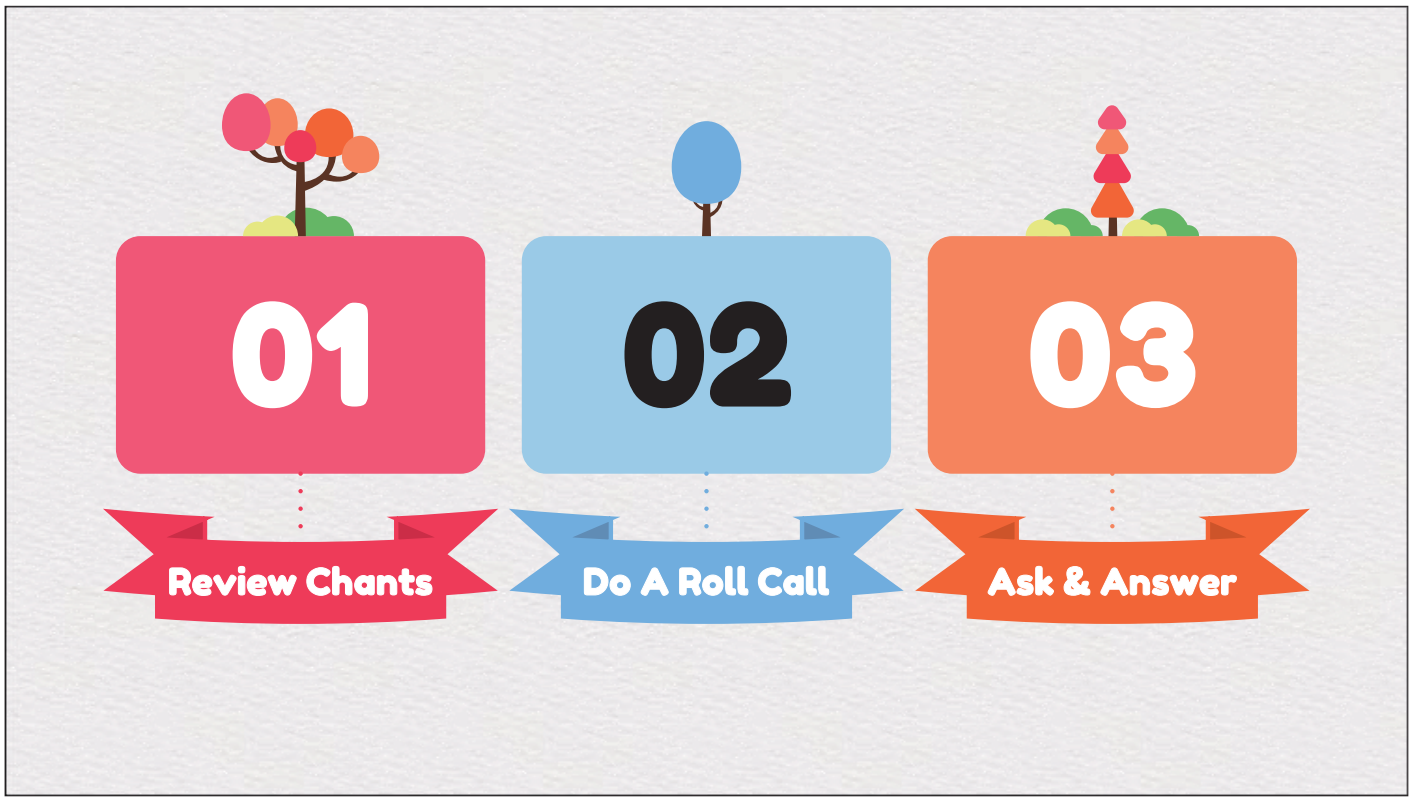

04
Learn New Sentences
05
Play A Game
06
Have A Nice Day

01
Review Chants

Eyes on you
3 2 1 Eyes on me.
3 2 1 Eyes on you.


Warm up
Let's do a warm up.
Ready?
Go!
Stand up!
Hands up!
Turn around!
Hands down!
Sit down!

Hands on your lap!

5,4,3,2,1. Hands on your lap when you're done.



Hands on your lap.

Hands on my lap.

Sit Up Straight

Sit up straight. X2

Can you sit up straight?

Sit up straight. X2

I can sit up straight.

02
Do A Roll Call

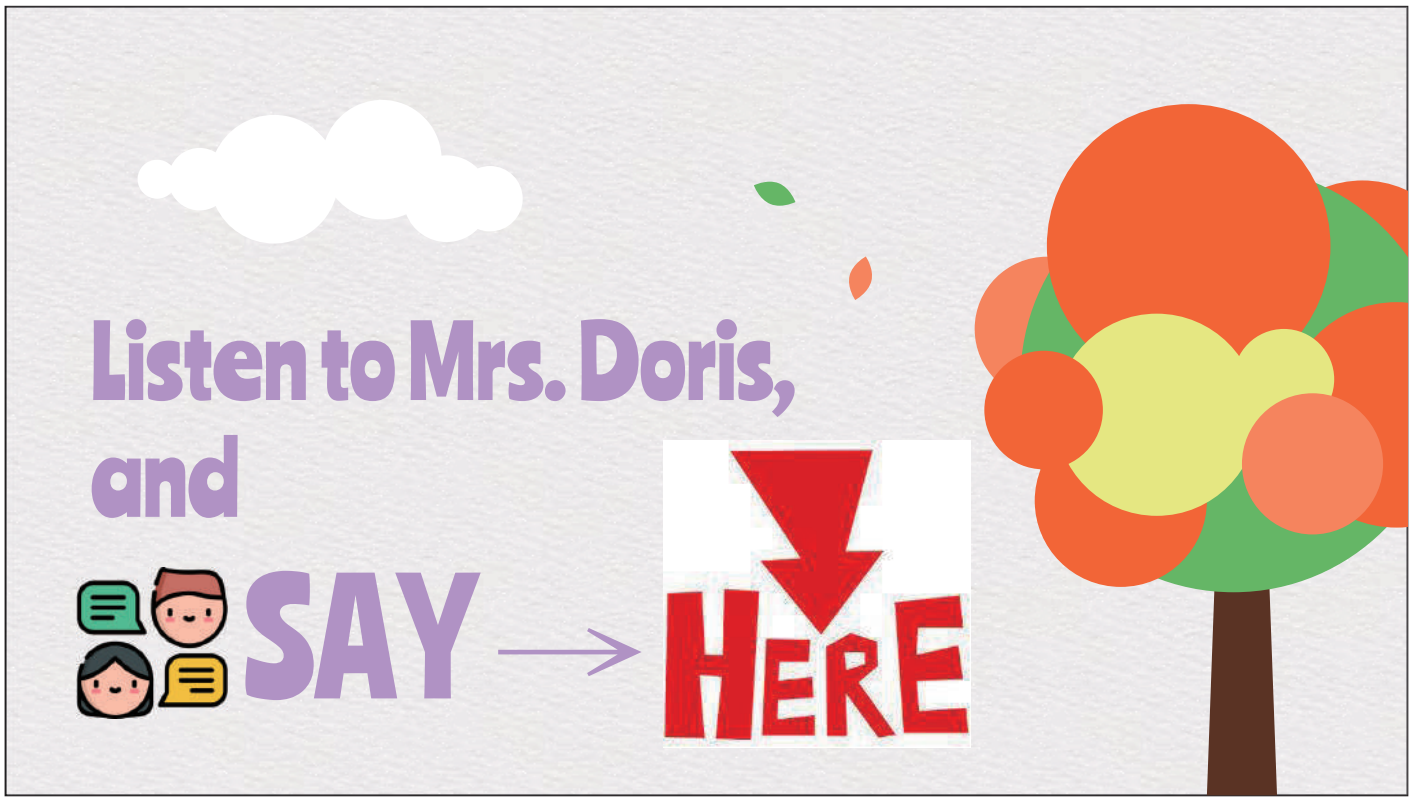
Listen to Mrs. Doris,
and
SAY
HERE

03

Ask & Answer

Let's read a book!



Hair Love

Listen.

Look.

Be quiet.

Questions:

- What do you see?
- How do you feel about this book?
- How does your family make you feel?



04

Learn A Sentence

Can you say ?

daddy

mommy

grandpa

grandma

sister

brother

I love my _____.

I love my family.

Can you say?



daddy mommy grandpa grandma sister brother

I love my _____. I love my family.

1. Look at your classmate's drawing.
2. Put up your yellow card and say a sentence.
3. Get a flower chip if you guess it right.

06

Count your points!



Have a nice
day!

Week 6
Unit 4_ Lesson 2
Hair Love

04
Play A Game
05
I Can Say &
Watch A Video
06
Have A Nice Day

01
Review Chants

Eyes on you
3 2 1 Eyes on me.
3 2 1 Eyes on you.


Warm up
Let's do a warm up.
Ready?
Go!
Stand up!
Hands up!
Turn around!
Hands down!
Sit down!

Hands on your laps!

5,4,3,2,1. Hands on your laps when you're done.

Hands on your laps.

Hands on my laps.

Sit Up Straight

Sit up straight. X2
Can you sit up straight?

Sit up straight. X2
I can sit up straight.

02
Do A Roll Call

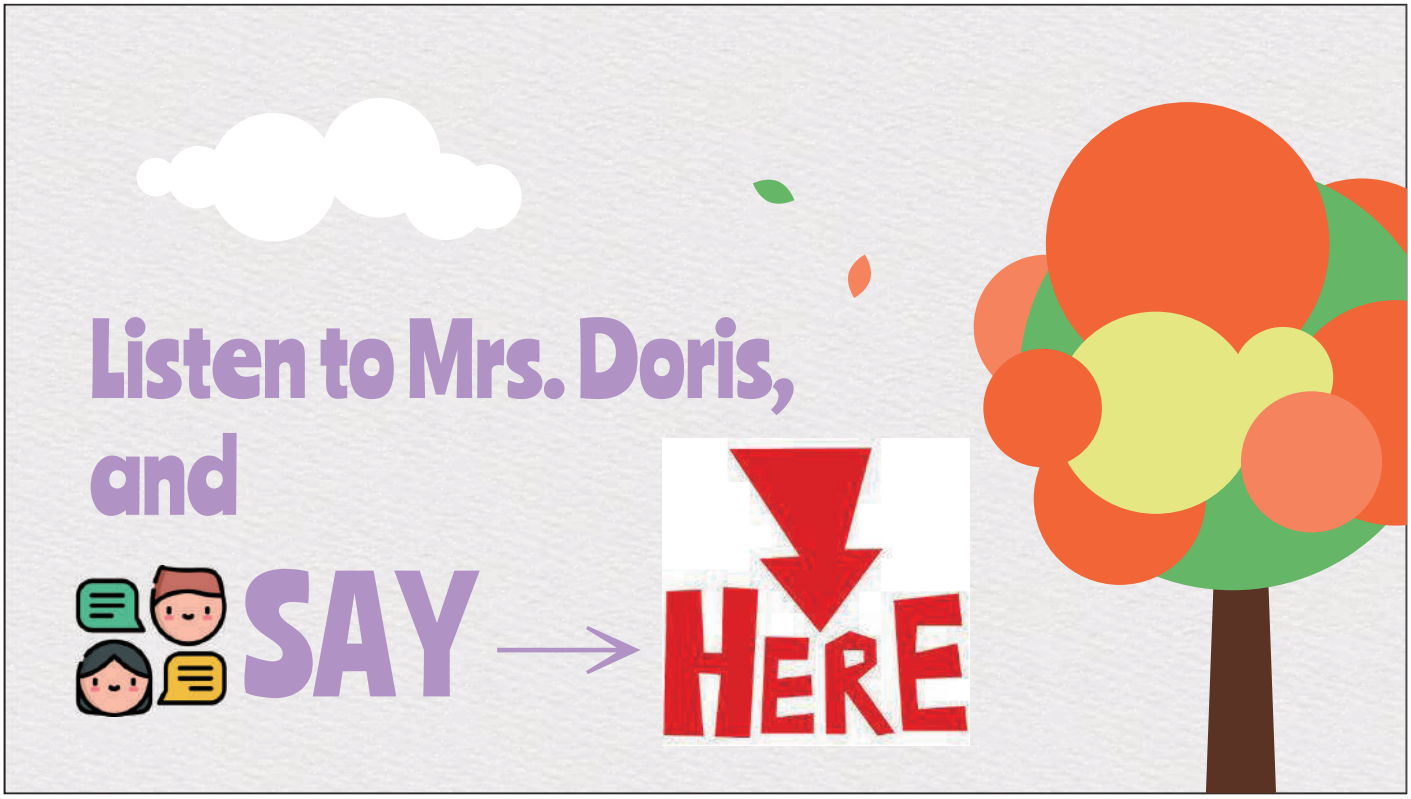
Listen to Mrs. Doris,
and
SAY
HERE

03

Review

Can you say ?

daddy

mommy

grandpa

grandma

sister

brother

I love my _____.

I love my family.

04

Play A Game

Can you say?

daddy

mommy

grandpa

grandma

sister

brother

I love my _____. **I love my family.**

1. Look at your classmate's drawing.
2. Put up your yellow card and say a sentence.
3. Get a flower chip if you guess it right.

05

I Can Say

Can you say?

I love my _____.

daddy

mommy

grandpa

grandma

sister

brother

1. Look at Mrs. Doris' card.
2. Put up your yellow card and say a sentence.
3. Get a flower chip if you can say it.

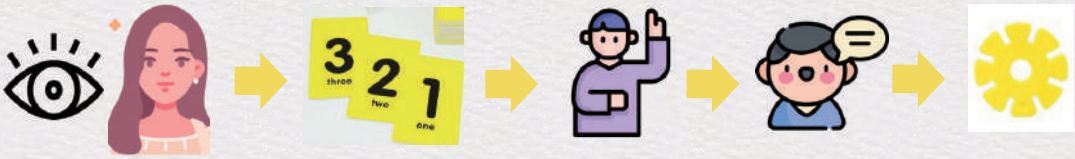

My Family!

06

Count your points!



Have a nice
day!

Week 7
Unit 5 _ Lesson 1
I Can Listen

TABLE OF CONTENTS

01 Chants

02 Do A Roll Call

03 Story Time & Ask & Answer

04 Monthly English Challenge

05 Watch A Video

06 Count Your Points & Have A Nice Day

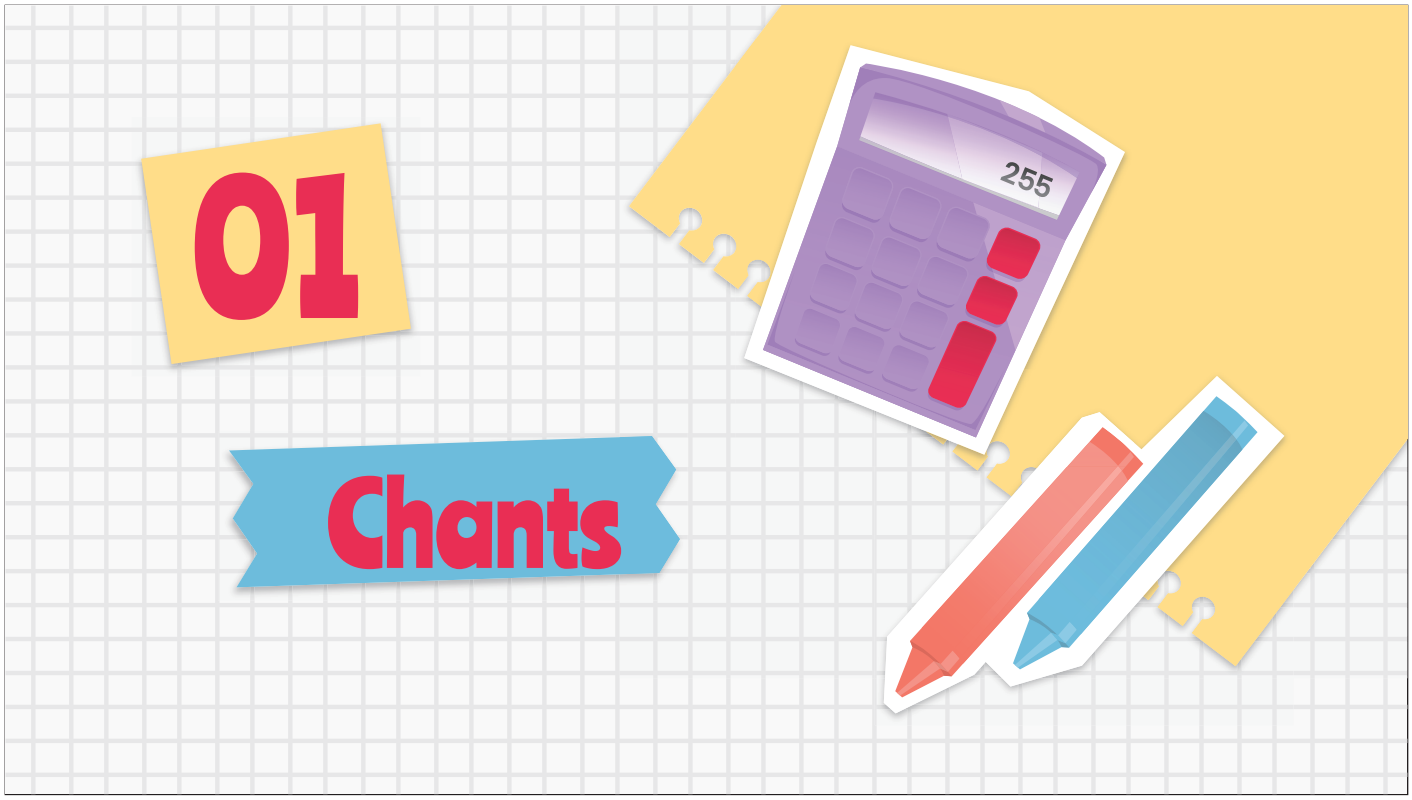
01
Chants
255

Eyes on you
3 2 1 Eyes on me.
3 2 1 Eyes on you.

Warm up

Let's do a warm up.

Ready? Go!



Stand up! Hands up! Turn around! Hands down! Sit down!



Hands on your lap!

5,4,3,2,1. Hands on your lap when you're done.



5

4

3

2

1

Hands on your lap.

Hands on my lap.

Sit Up Straight



Sit up straight. X2
Can you sit up straight?

Sit up straight. X2
I can sit up straight.



Can you say it?

Thank you.

No problem.



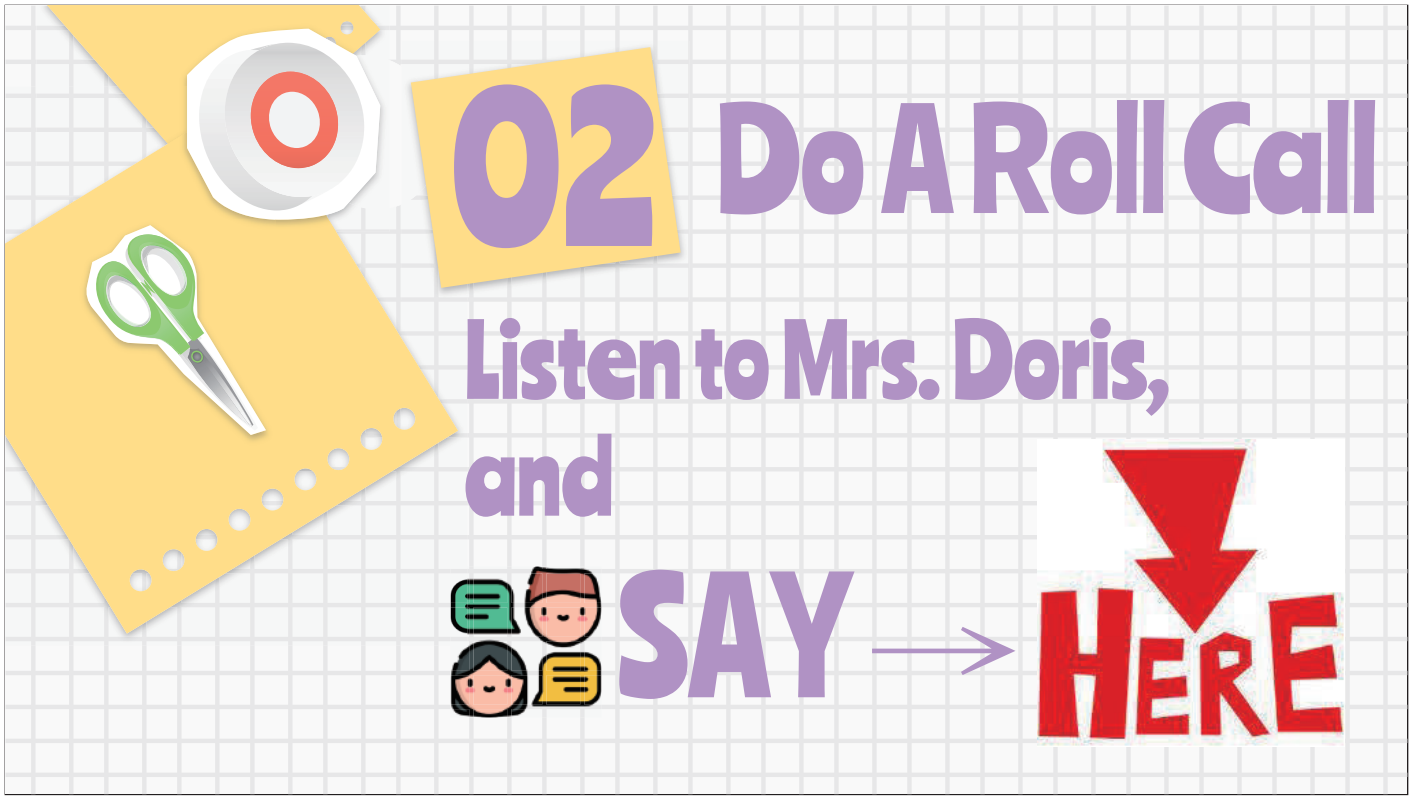
02
Do A Roll Call
Listen to Mrs. Doris,
and
SAY
HERE

03
Story Time
Ask & Answer

MY HOBBIES

I love reading!

I can...

Listen.

Look.

Be quiet.



Who can she listen to?

她可以聽誰的話呢?

Daddy. Mommy. The teacher...

What does she learn by listening?

How to cook/ play piano...

聆聽可以讓她學到甚麼呢?

What can you learn by listening?

聆聽可以讓你學到甚麼呢?

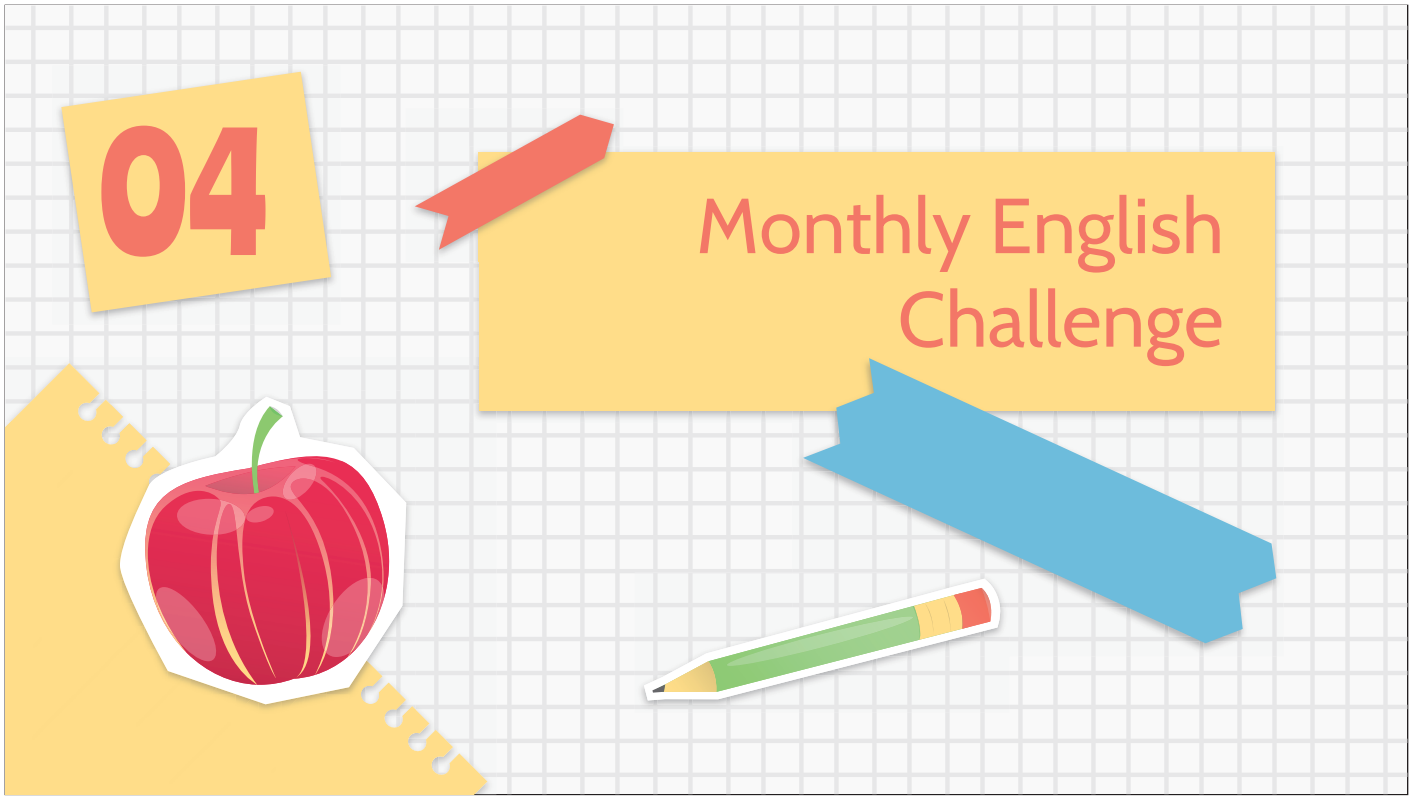
04
Monthly English
Challenge

April 四月
There are so many
eggs in the school!
Can you color one?
校園內有許多彩蛋!
請你畫出其中一顆
彩蛋上的圖案吧!
Can you color this egg?
請你畫出這顆彩蛋
上的圖案吧!

05 Watch a video!



Learn to listen!





06 Count
Your
Points

Have a nice
day!

Week 8
Unit 5 _ Lesson 1
I Can Listen

TABLE OF CONTENTS

01 Chants

02 Do A Roll Call

03 Learn New Sentences

04 Play A Game

05 Count Your Points

06 Have A Nice Day

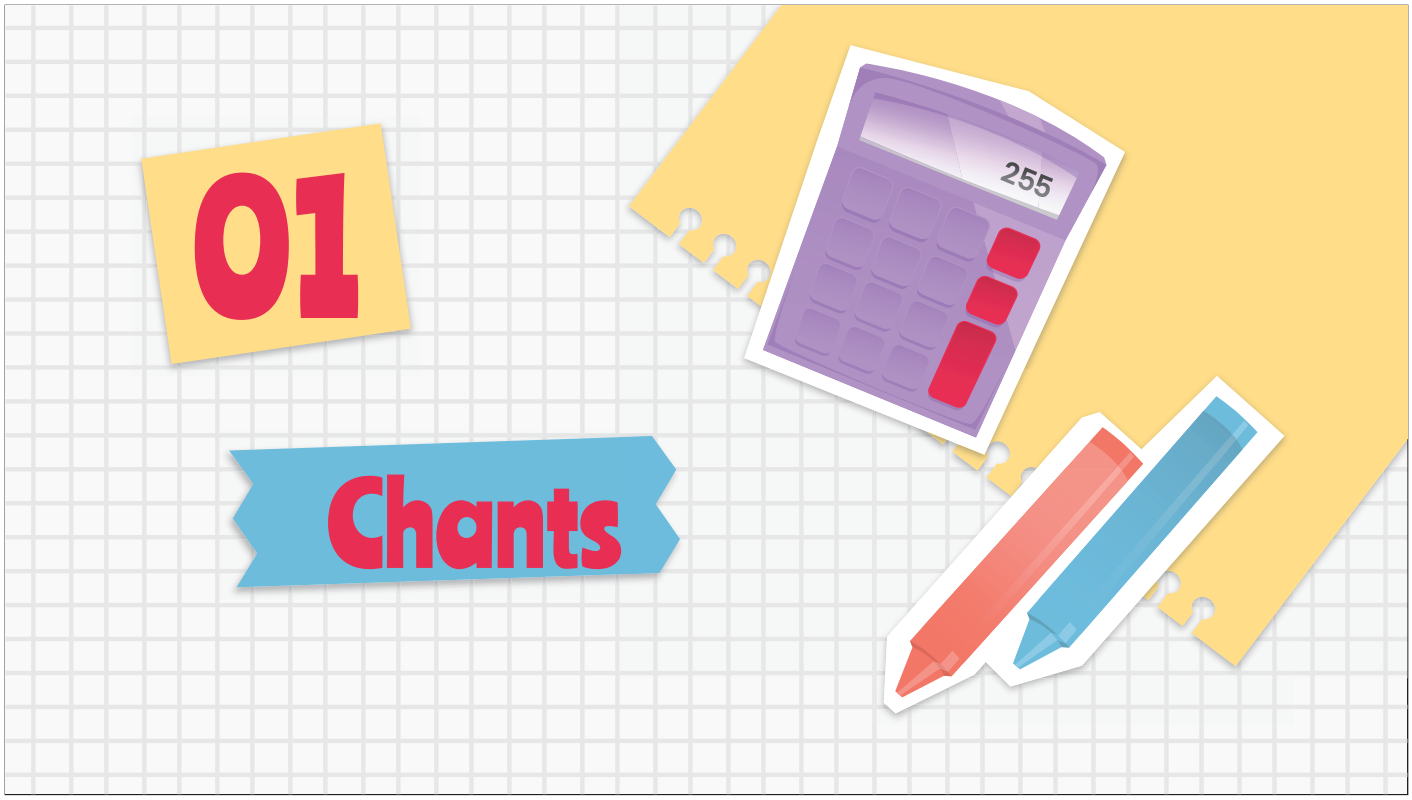
01
Chants
255

Eyes on you
3 2 1 Eyes on me.
3 2 1 Eyes on you.

Warm up

Let's do a warm up.

Ready? Go!



Stand up! Hands up! Turn around! Hands down! Sit down!



Hands on your lap!

5,4,3,2,1. Hands on your lap when you're done.



5

4

3

2

1

Hands on your lap.

Hands on my lap.

Sit Up Straight



Sit up straight. X2
Can you sit up straight?

Sit up straight. X2
I can sit up straight.



Can you say it?

Thank you.

No problem.



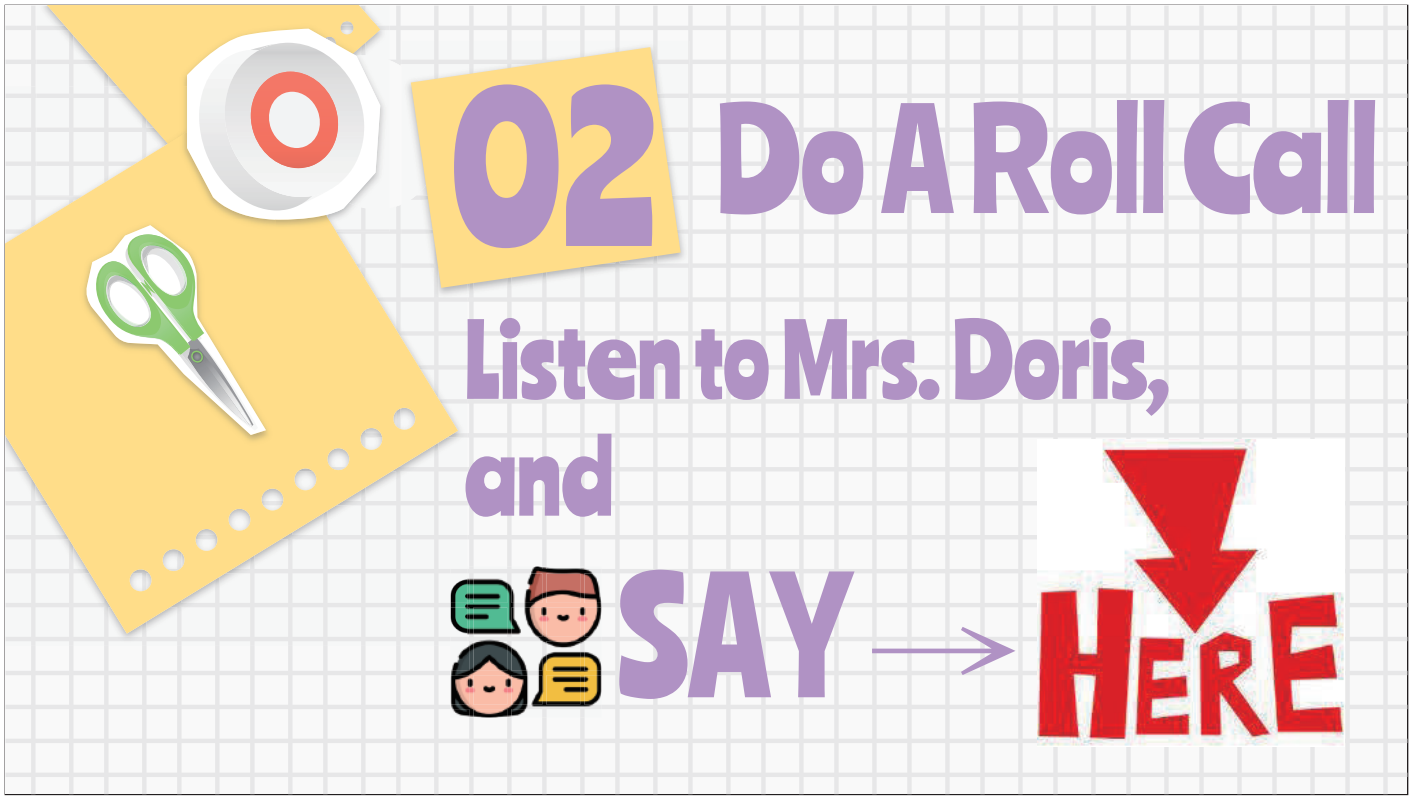
02
Do A Roll Call
Listen to Mrs. Doris,
and
SAY
HERE

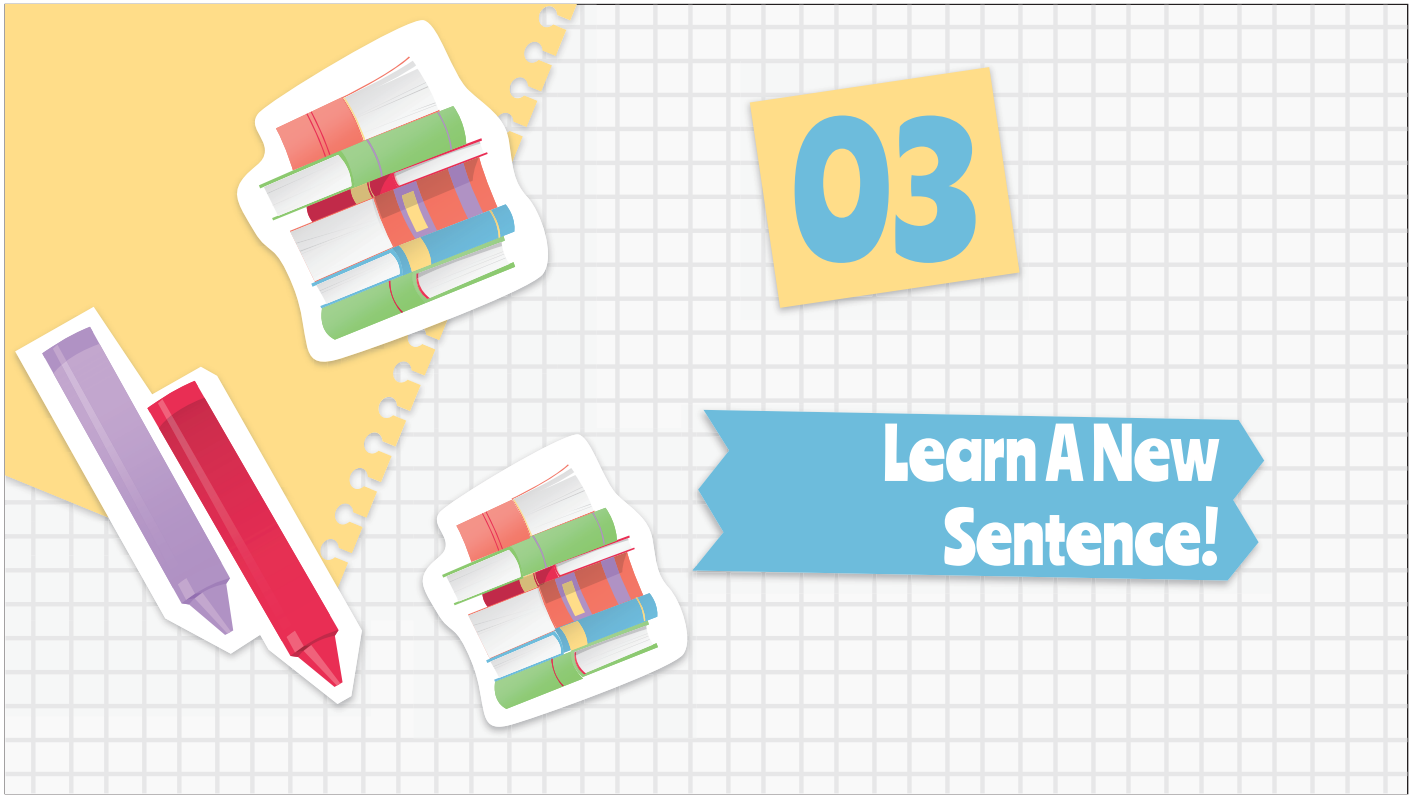
03
Learn A New
Sentence!

Can you say ?

daddy



mommy

teacher

I can listen to my _____.

04

Let's play a game!



I can...

1. Look at Mrs. Doris' drawing.
2. Students put up the yellow cards.
3. One student says "I can listen to my ____." He/She gets a flower chip if he/she guesses it right.

猜猜看老師畫的是誰,請說"I can listen to my __"
猜對就可以或的花片

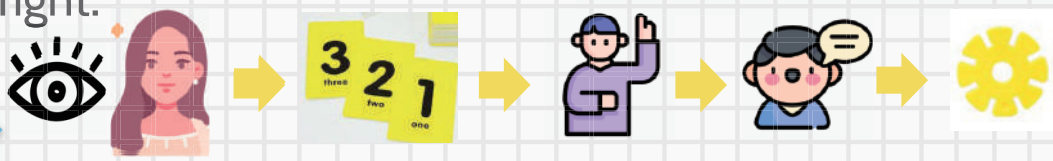

05 Count Your Points



06

Have a nice day!

Week 9
Unit 5 _ Lesson 1
I Can Listen

TABLE OF CONTENTS

01 Chants

02 Do A Roll Call

03 Review

04 Play A Game

05 I Can Say

06 Count Points & Have A Nice Day

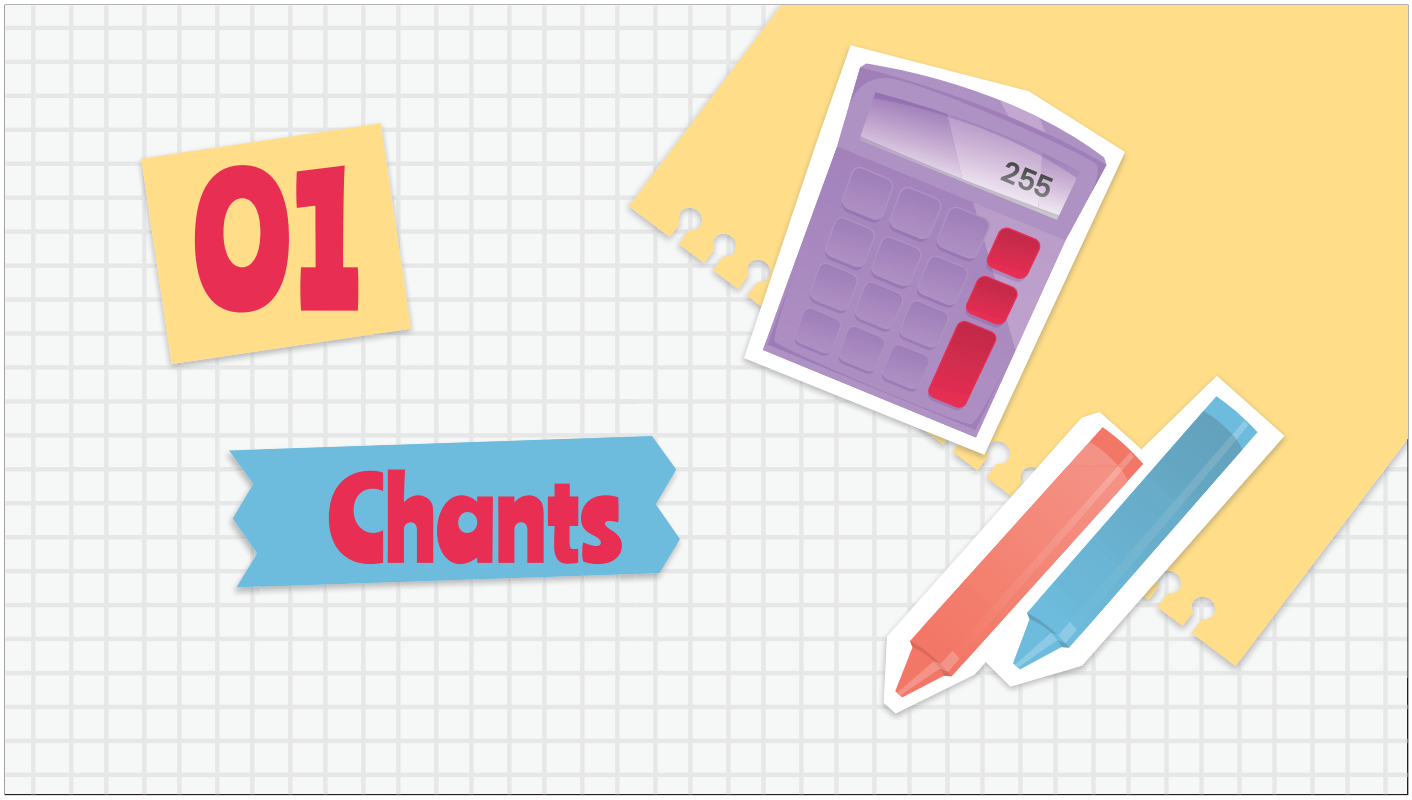
01
Chants
255

Eyes on you
3 2 1 Eyes on me.
3 2 1 Eyes on you.

Warm up

Let's do a warm up.

Ready? Go!



Stand up! Hands up! Turn around! Hands down! Sit down!



Hands on your laps!

5,4,3,2,1. Hands on your laps when you're done.



5

4

3

2

1

Hands on your laps.

Hands on my laps.

Sit Up Straight



Sit up straight. X2
Can you sit up straight?

Sit up straight. X2
I can sit up straight.

Can you say it?

Thank you.

No problem.



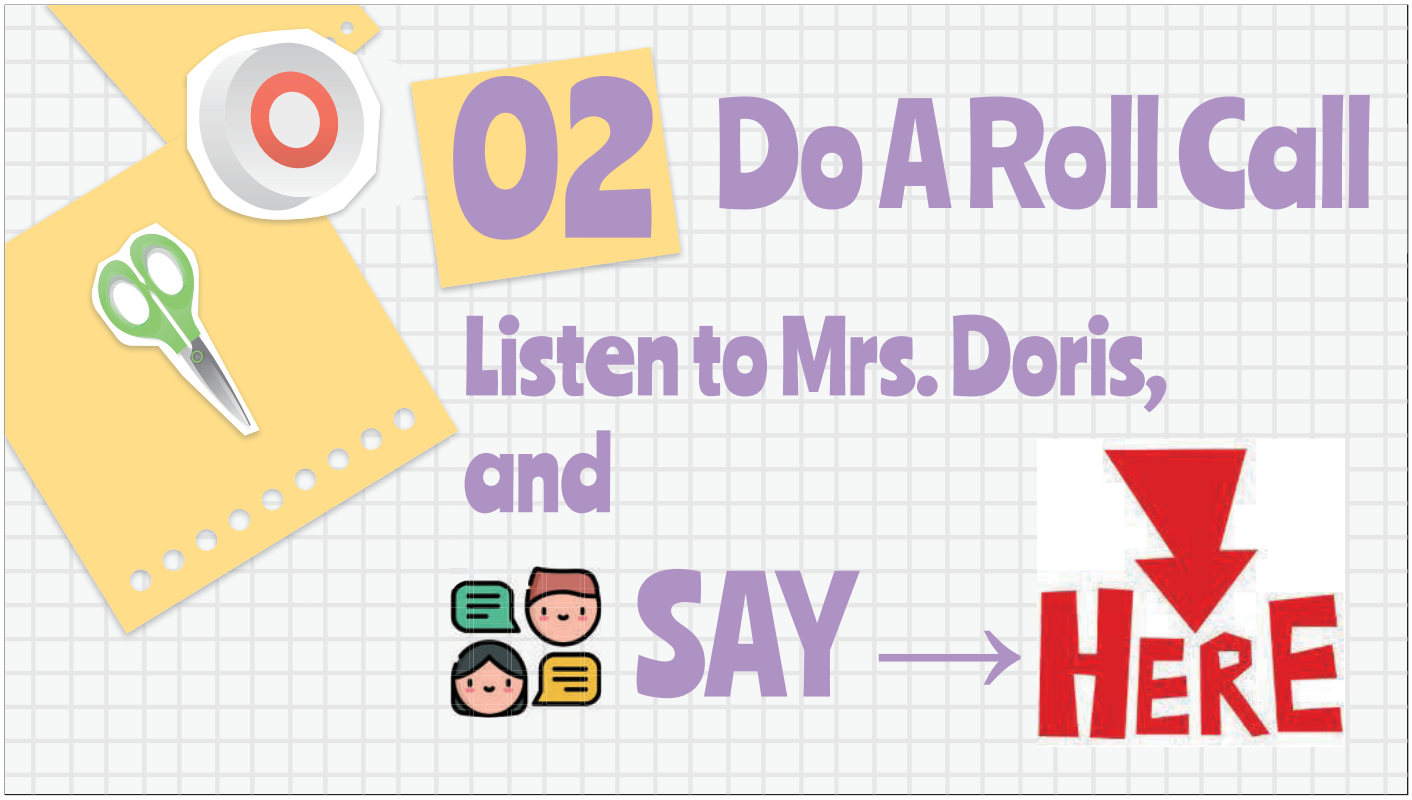
02
Do A Roll Call
Listen to Mrs. Doris,
and
SAY
HERE

03
Review!

Can you say?

daddy



mommy

teacher

I can listen to my _____.

04

Let's play a game!



I can...

1. Look at Mrs. Doris' drawing.
2. Students put up the yellow cards.
3. One student says "I can listen to my ____." He/She gets a flower chip if he/she guesses it right.

猜猜看老師畫的是誰,請說"I can listen to my __"
猜對就可以獲得花片

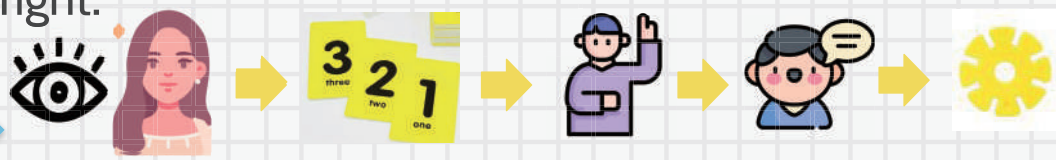

05 I Can Say



Can you say?

daddy

mommy

teacher

1. Mrs. Doris shows a card.
2. Students put up the yellow cards and answer the question.
3. Get a flower chip after saying the sentence.

輪流舉小黃卡,看圖卡並唸出句子就可以獲得花片

I can listen to my _____.



06 Count Your Points

Have a nice
day!

Week 10
Unit 5 _ Lesson 2
It's Okay To Make Mistakes

Today We Will...

01 Review Chants

02 Do A Roll Call

03 Read A Book

04 Ask & Answer

05 Watch A Video

06 Count Your Points & Have A Nice Day

01
Review Chants

Eyes on you

3 2 1 Eyes on me.

3 2 1 Eyes on you.



Warm up

Let's do a warm up.

Ready? Go!



Stand up! Hands up! Turn around! Hands down! Sit down!

Hands on your lap!



5,4,3,2,1. Hands on your lap when you're done.

5

4

3

2

1

Hands on your lap.

Hands on my lap.

Can you say it?

Thank you.

No problem.



Sit Up Straight

Sit up straight. X2
Can you sit up straight?

Sit up straight. X2
Yes, I can.
I can sit up straight.



02
Do A Roll Call

Let's take a roll call!
Listen to Mrs. Doris,
and
SAY
HERE

03
Read A Book
&
Ask And Answer

It's okay to make mistakes

Put up your yellow card, answer the question, and get a plastic flower chip! 舉黃卡回答問題就可以獲得花片

04 Ask And Answer

1

What do you see?

2

What happened?

05 Watch A Video

06
Let's count your points!

Have a nice day!

Week 11
Unit 5 _ Lesson 2
It's Okay To Make Mistakes

Today We Will...

01 Review Chants

02 Do A Roll Call

03 Ask And Answer

04 Learn A Sentence

05 Play A Game

06 Count Your Points & Have A Nice Day

01
Review Chants

Eyes on you
3 2 1 Eyes on me.
3 2 1 Eyes on you.

Warm up

Let's do a warm up.

Ready? Go!



Stand up! Hands up! Turn around! Hands down! Sit down!

Hands on your lap!



5,4,3,2,1. Hands on your lap when you're done.

5

4

3

2

1

Hands on your lap.

Hands on my lap.

Can you say it?

Thank you.

No problem.



Sit Up Straight

Sit up straight. X2
Can you sit up straight?

Sit up straight. X2
Yes, I can.
I can sit up straight.



02
Do A Roll Call

Let's take a roll call!
Listen to Mrs. Doris,
and
SAY
HERE

03

Ask And Answer

It's okay to make mistakes

Put up your yellow card, answer the question, and get a plastic flower chip! 舉黃卡回答問題就可以獲得花片

Ask And Answer
1
2
3
What do you see?
What happened?
Is it okay to ...?

04
Learn A
Sentence

Can you say?

☺ It's okay.

☹ It's not okay.

1. Look at the picture.
2. Listen to Mrs. Doris.
3. Put up your yellow card and say a sentence.
4. Get a flower chip if you can say it.

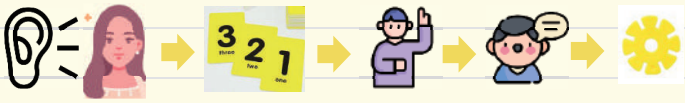

看圖片,聆聽老師的提問,
舉黃卡說句子就可以獲得花片

05
Let's Play A Game

Can you say?

It's okay.

It's not okay.

1. Look at the picture.
2. Listen to Mrs. Doris.
3. Put up your yellow card and say a sentence.
4. Get a flower chip if you can say it.

看圖片,聆聽老師的提問,
舉黃卡說句子就可以獲得花片





06
Let's count your points!

Have a
nice day!

Week 12
Unit 5 _ Lesson 2
It's Okay To Make Mistakes

Today We Will...

01 Review Chants

02 Do A Roll Call

03 Review

04 Play A Game

05 I Can Say & Monthly English Challenge

06 Count Your Points & Have A Nice Day

01
Review Chants

Eyes on you

3 2 1 Eyes on me.

3 2 1 Eyes on you.



Warm up

Let's do a warm up.

Ready? Go!



Stand up! Hands up! Turn around! Hands down! Sit down!

Hands on your lap!



5,4,3,2,1. Hands on your lap when you're done.

5

4

3

2

1

Hands on your lap.

Hands on my lap.

Can you say it?

Thank you.

No problem.



Sit Up Straight

Sit up straight. X2
Can you sit up straight?

Sit up straight. X2
Yes, I can.
I can sit up straight.



02
Do A Roll Call

Let's take a roll call!
Listen to Mrs. Doris,
and
SAY
HERE

03

Review

Can you say?

☺ It's okay.

☹ It's not okay.

看圖片,聆聽老師的提問,
舉黃卡說句子就可以獲得花片

1. Look at the picture.
2. Listen to Mrs. Doris.
3. Put up your yellow card and say a sentence.
4. Get a flower chip if you can say it.

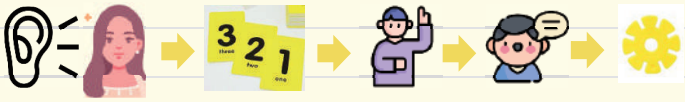



04

Play A Game

Can you say?

It's okay.

It's not okay.

1. Look at the picture.
2. Listen to Mrs. Doris.
3. Put up your yellow card and say a sentence.
4. Get a flower chip if you can say it.

看圖片,聆聽老師的提問,
舉黃卡說句子就可以獲得花片







05

I Can Say

Can you say?

☺ It's okay.

☹ It's not okay.

輪流舉黃卡說句子就可以獲得花片

1. Listen to Mrs. Doris.
2. Put up your yellow card and say a sentence.
3. Get a flower chip if you can say it.

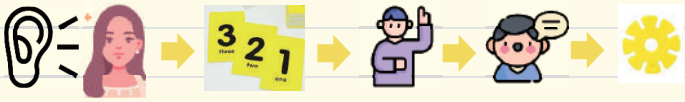



May 五月

What does your shirt say? Bring Ms. Helen any item with English on it, and repeat after her to read it!

你衣服上的英文字寫著甚麼呢?請你帶任何一樣上面有英文字樣的物品並將它讀給Ms. Helen聽吧!

Can you repeat after Ms. Helen?

請你跟著Ms. Helen讀一讀吧!

ABC

Watch A Video

06
Let's count your points!

Have a nice day!

Week 13
Unit 6
The Earth Book

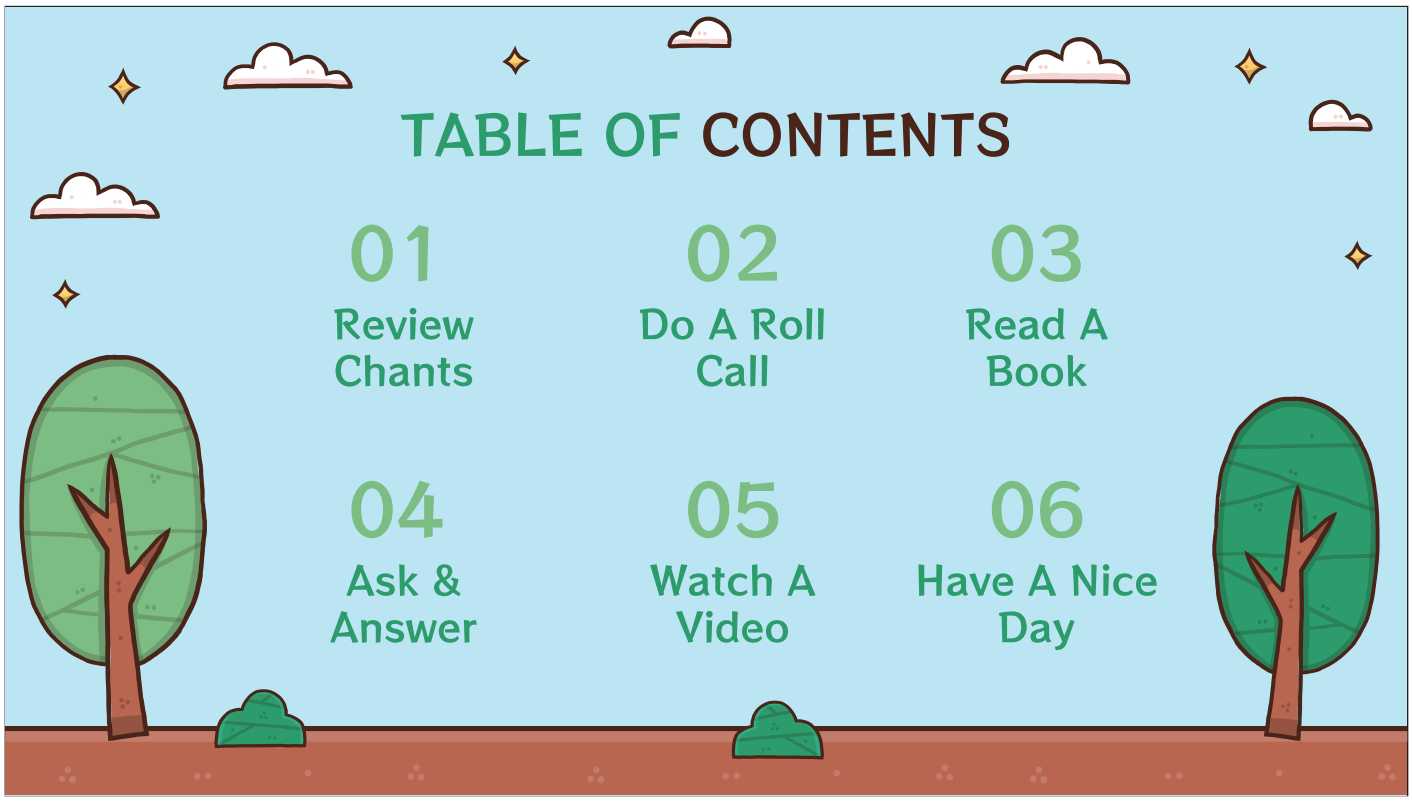
TABLE OF CONTENTS
01
Review Chants
02
Do A Roll Call
03
Read A Book
04
Ask & Answer
05
Watch A Video
06
Have A Nice Day

01
Review Chants

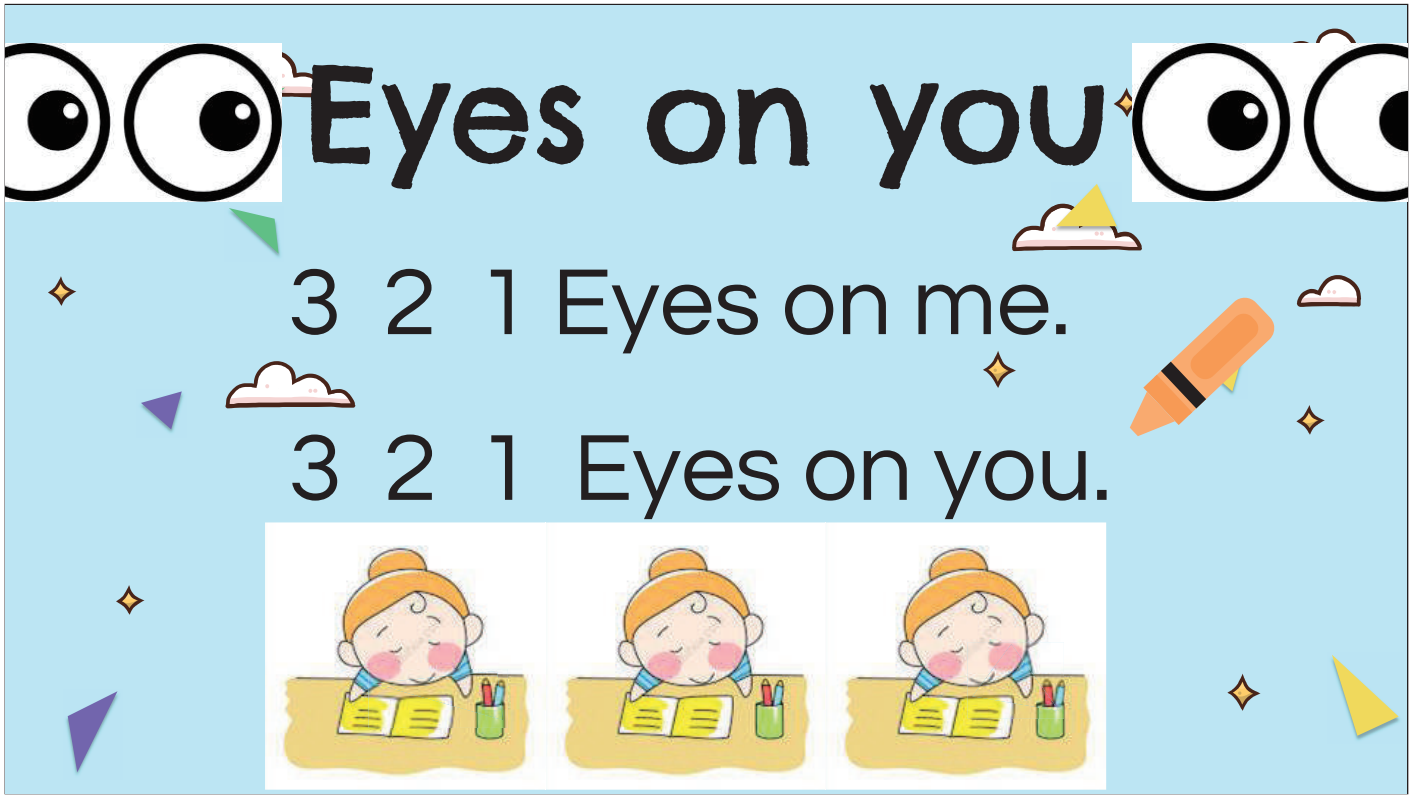
Eyes on you
3 2 1 Eyes on me.
3 2 1 Eyes on you.

Warm up

Let's do a warm up.

Ready? Go!



Stand up! Hands up! Turn around! Hands down! Sit down!



Hands on your lap!



5,4,3,2,1. Hands on your lap when you're done.

5
4
3
2
1



Hands on your lap.

Hands on my lap.

Can you say it?

Thank you.

No problem.

Sit Up Straight

Sit up straight. X2

Can you sit up straight?

Sit up straight. X2

Yes, I can.

I can sit up straight.



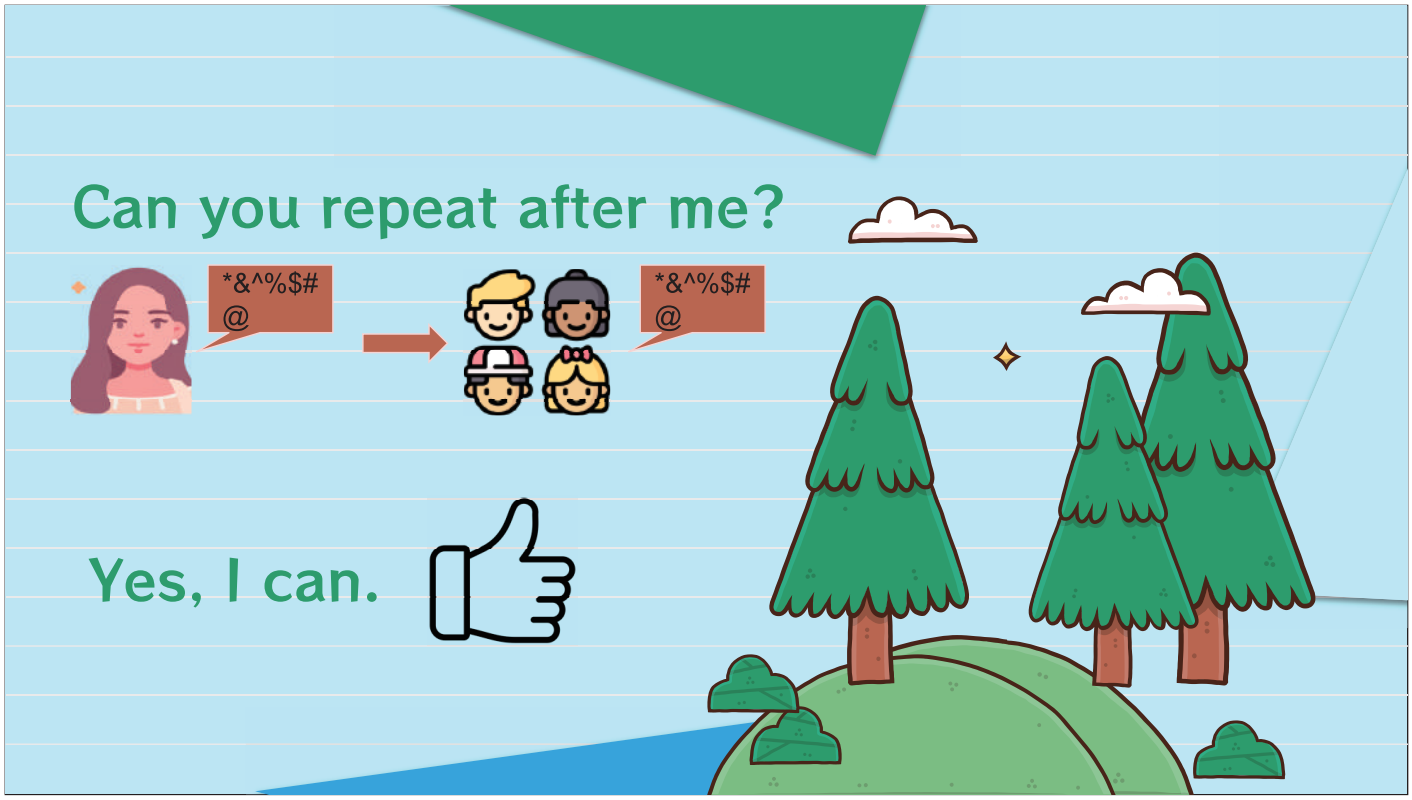
Can you repeat after me?
*&^%$#
@
*&^%$#
@
Yes, I can.

02
Do A Roll Call

Let's do a roll call!
Listen to Mrs. Doris,
and
SAY
HERE

03
Read A Book

The Earth Book



Listen.

Look.

Be quiet.

04
Ask & Answer

Questions

What do you see?
你看到甚麼?

Why do we help the earth?
我們為甚麼要幫助地球?

How do you feel?
你有甚麼感覺?

How can you help the earth?
我們要如何幫助地球?



05 Let's Watch A Video!

06
Count Your Points

Have a nice day!

Week 14
Unit 6
The Earth Book

TABLE OF CONTENTS

01 Review Chants

02 Do A Roll Call

03 Ask & Answer

04 Learn New Words & A Sentence

05 Play A Game

06 Have A Nice Day

01
Review Chants

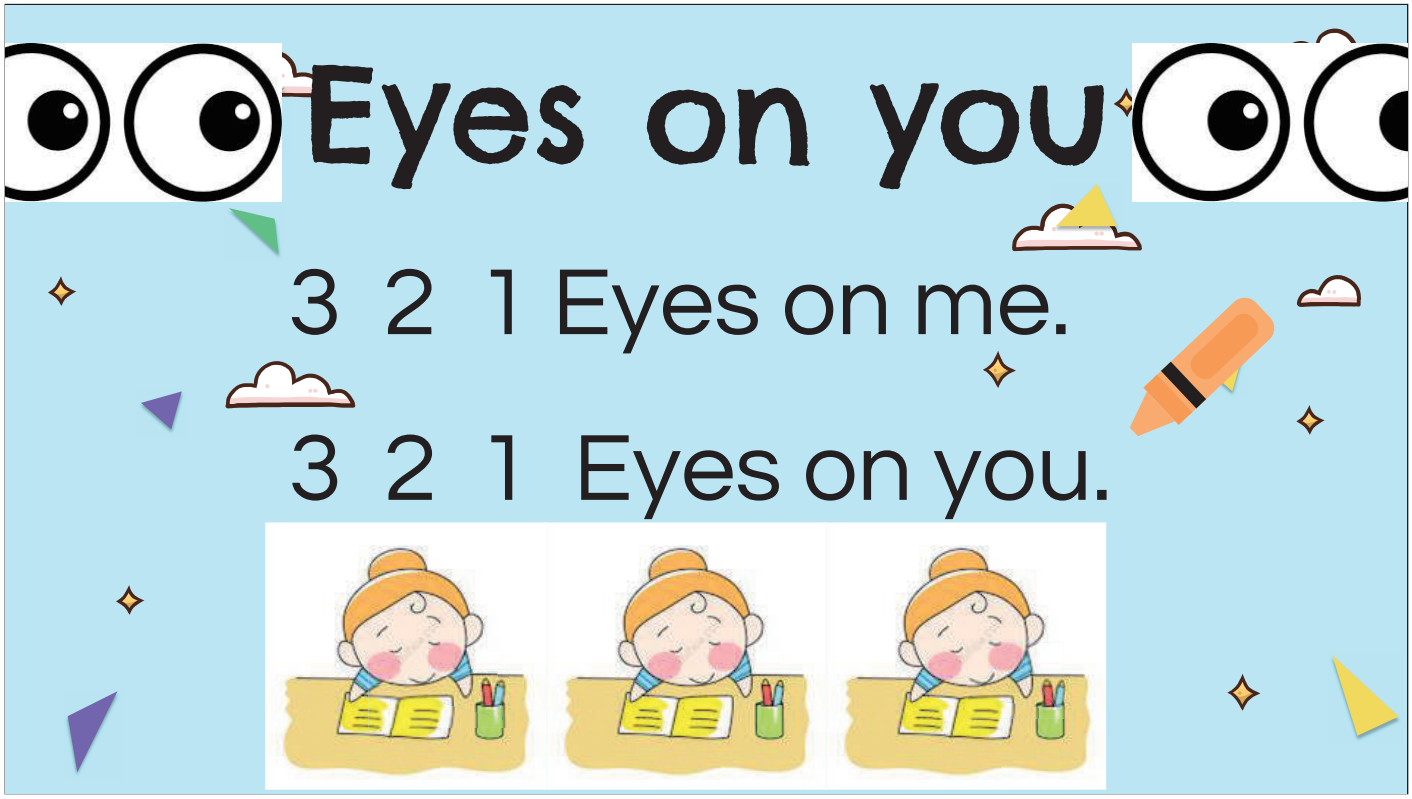
Eyes on you
3 2 1 Eyes on me.
3 2 1 Eyes on you.

Warm up

Let's do a warm up.

Ready? Go!



Stand up! Hands up! Turn around! Hands down! Sit down!



Hands on your lap!



5,4,3,2,1. Hands on your lap when you're done.

5
4
3
2
1



Hands on your lap.

Hands on my lap.

Can you say it?

Thank you.

No problem.

Sit Up Straight

Sit up straight. X2

Can you sit up straight?

Sit up straight. X2

Yes, I can.

I can sit up straight.



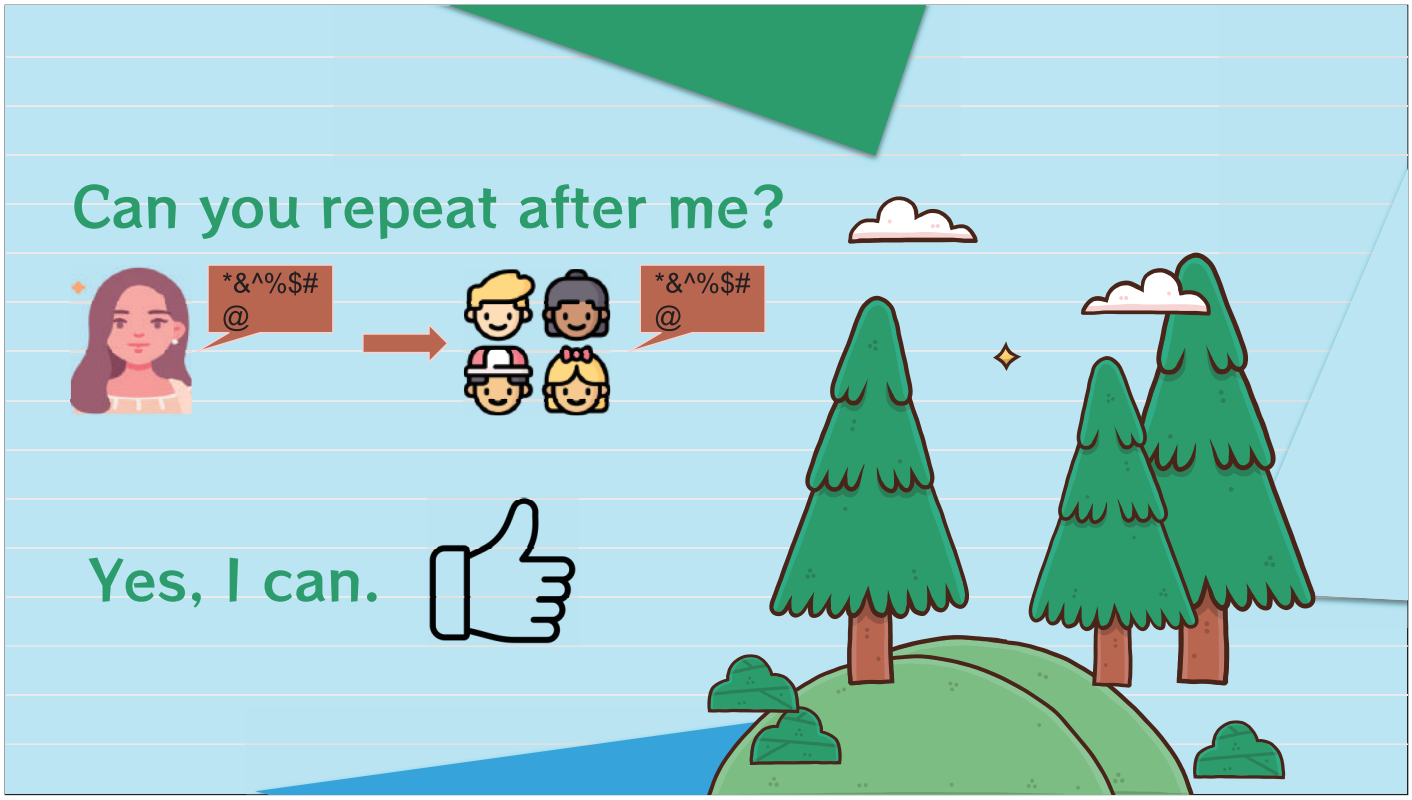
Can you repeat after me?
*&^%$#
@
*&^%$#
@
Yes, I can.

02
Do A Roll Call

Let's do a roll call!

Listen to Mrs. Doris, and

SAY → HERE

The Earth Book



Listen.

Look.

Be quiet.

Questions

What do you see?
你看到甚麼?

Why do we help the earth?
我們為甚麼要幫助地球?

How do you feel?
你有甚麼感覺?

How can you help the earth?
我們要如何幫助地球?



04

Learn New Words & A sentence

Can you say?

water

paper

power

water

paper

power

Can you say?
water
paper
power
1. Look at Mrs. Doris' card.
2. Put up your yellow card and say a word.
3. Get a flower chip if you can say it.
看老師手上的圖卡,舉黃卡並說出單字,就可以獲得花片

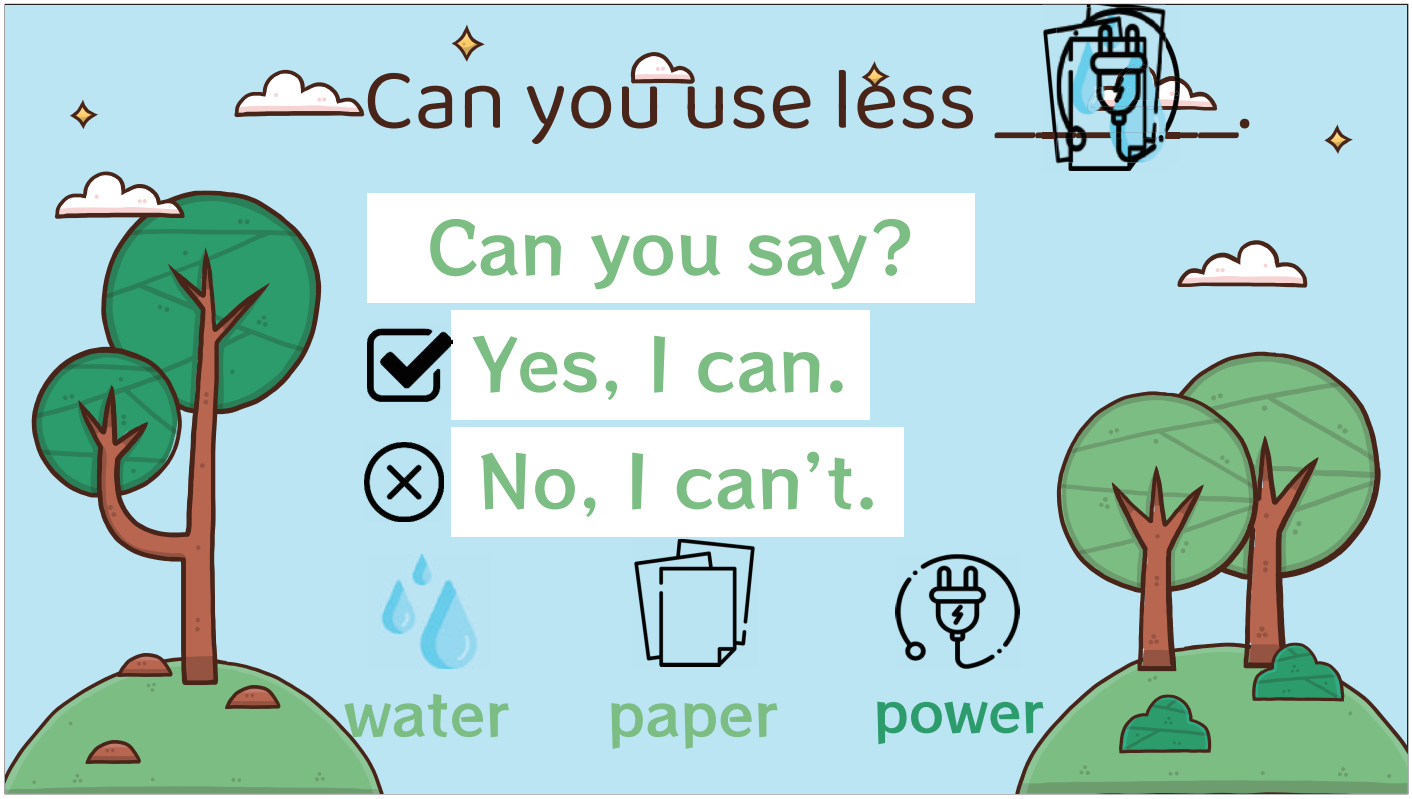
Can you use less _____.
Can you say?
Yes, I can.
No, I can't.
water
paper
power

05
Let’s play
a game!

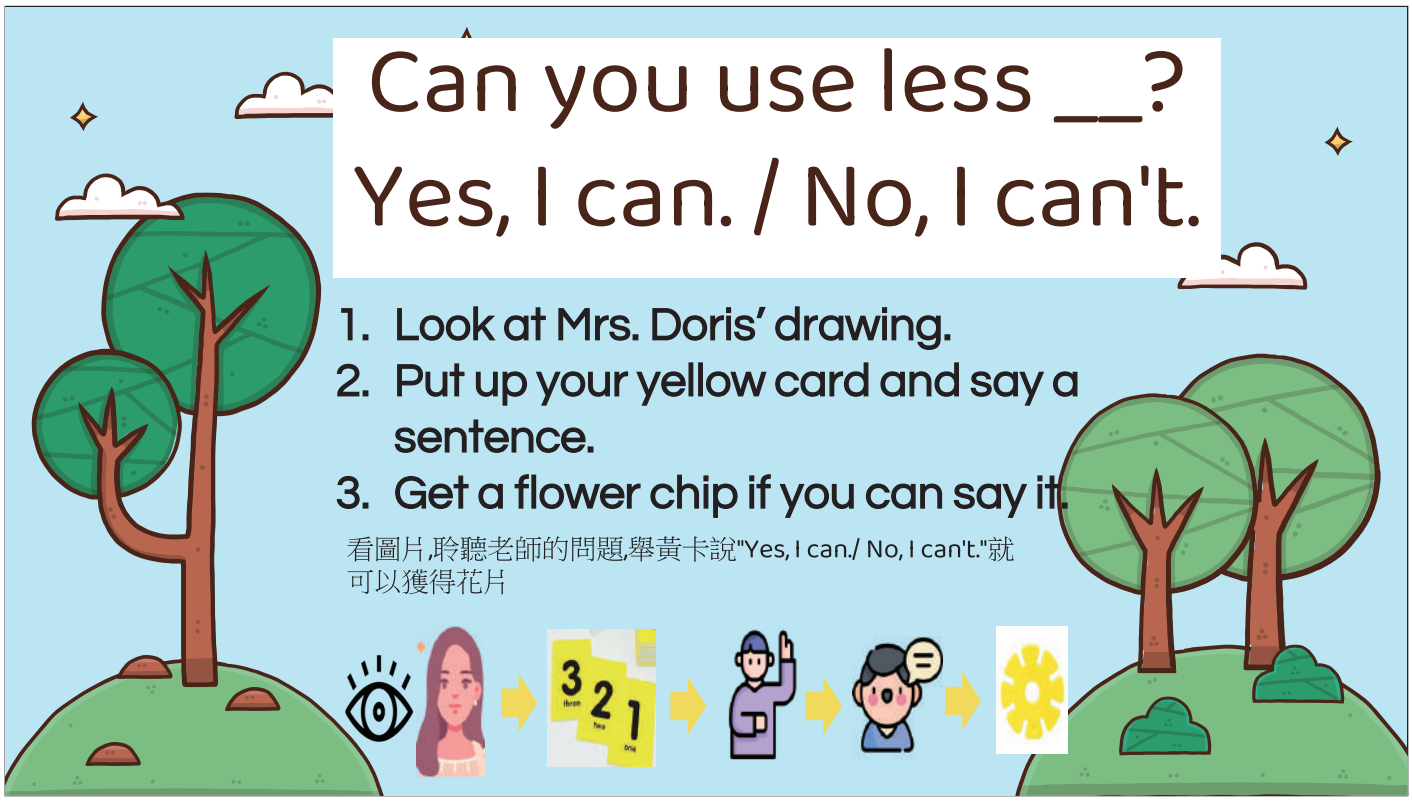
Can you use less __?
Yes, I can. / No, I can't.
1. Look at Mrs. Doris’ drawing.
2. Put up your yellow card and say a sentence.
3. Get a flower chip if you can say it.
看圖片,聆聽老師的問題,舉黃卡說"Yes, I can./ No, I can't."就可以獲得花片

06
Count Your Points

Have a nice day!

Week 15
Unit 6
The Earth Book

525

TABLE OF CONTENTS

01 Review Chants

02 Do A Roll Call

03 Review

04 Play A Game

05 I Can Say & Watch A Video

06 Have A Nice Day

01
Review Chants

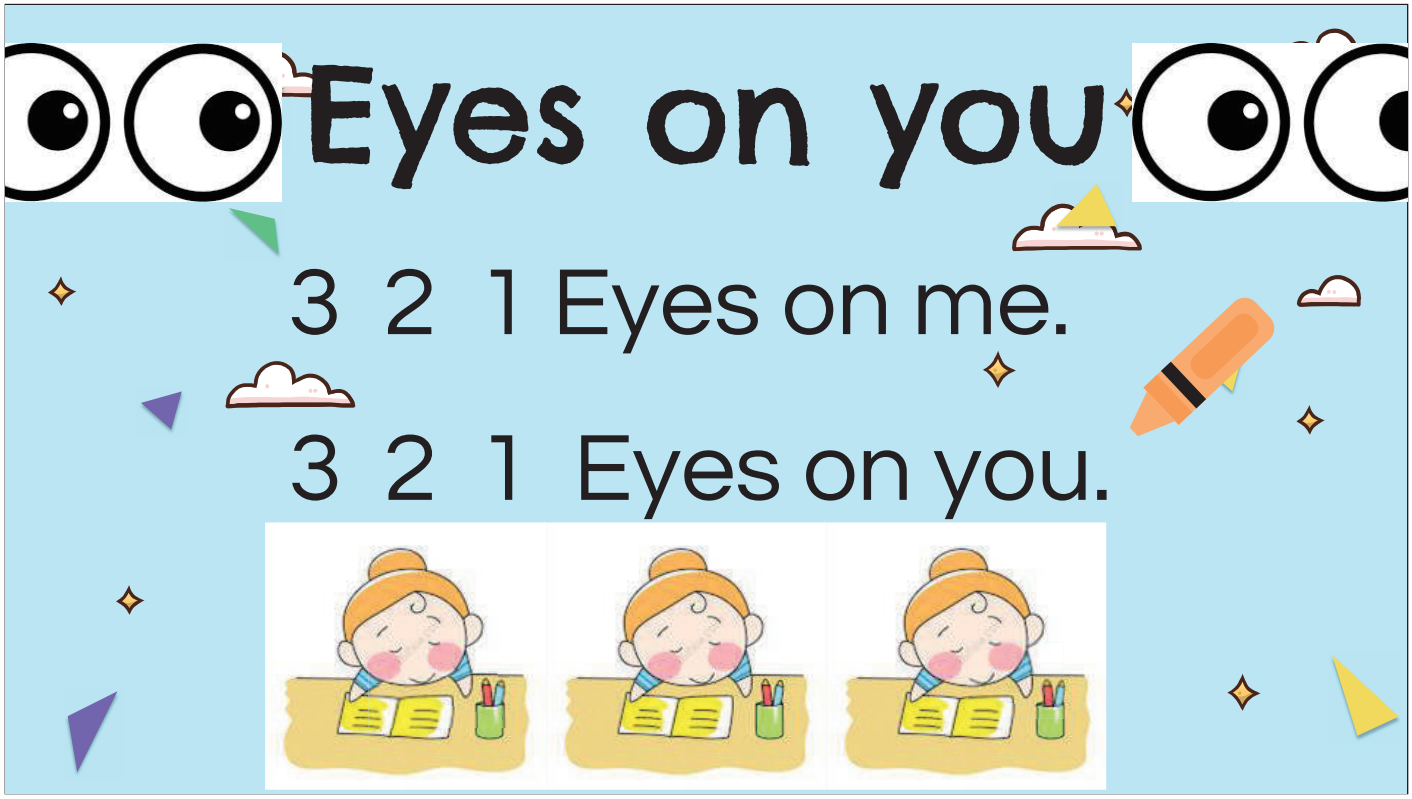
Eyes on you
3 2 1 Eyes on me.
3 2 1 Eyes on you.

Warm up

Let's do a warm up.

Ready? Go!



Stand up! Hands up! Turn around! Hands down! Sit down!



Hands on your lap!



5,4,3,2,1. Hands on your lap when you're done.

5

4

3

2

1

Hands on your lap.

Hands on my lap.

Can you say it?

Thank you.

No problem.

Sit Up Straight

Sit up straight. X2

Can you sit up straight?

Sit up straight. X2

Yes, I can.

I can sit up straight.



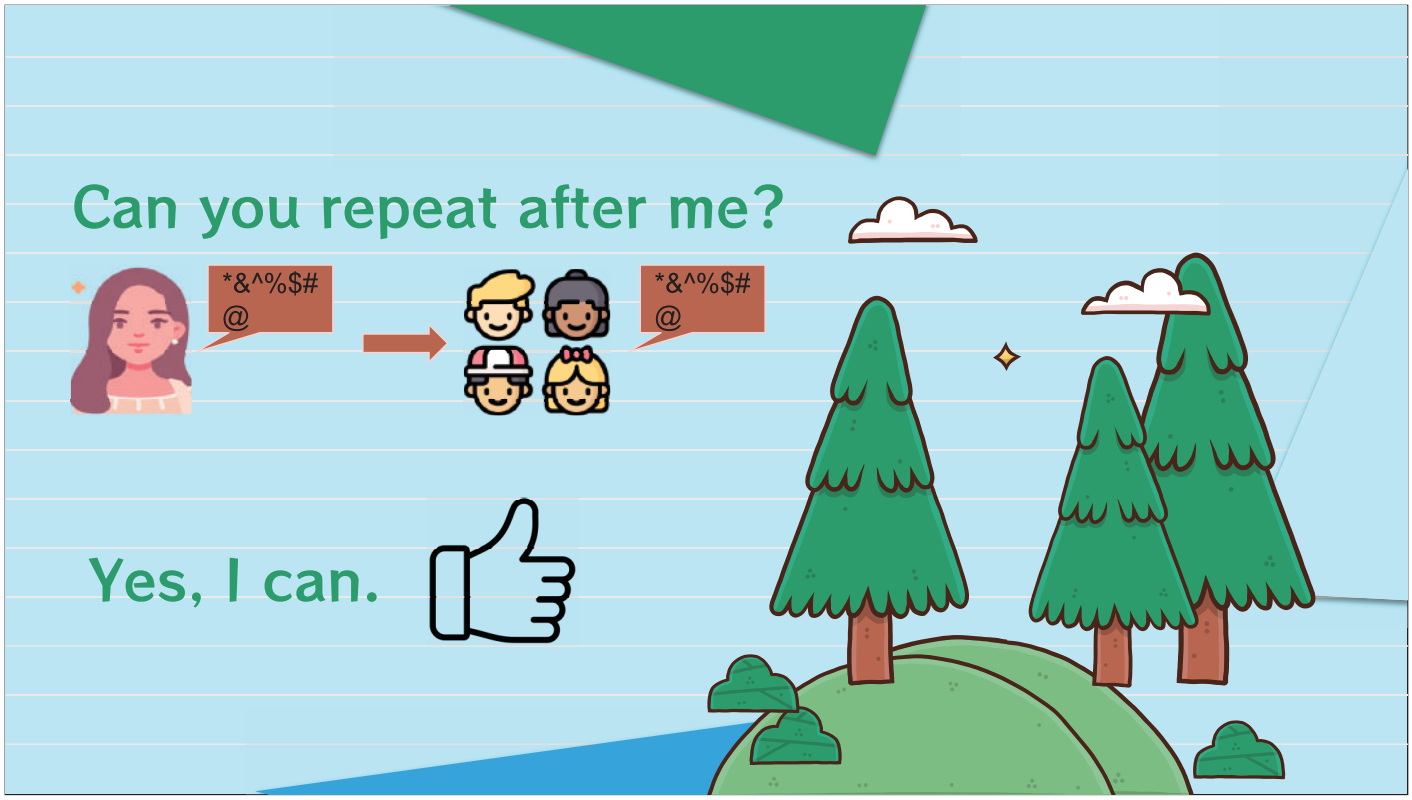
Can you repeat after me?
*&^%$#
@
*&^%$#
@
Yes, I can.

02
Do A Roll Call

Let's do a roll call!

Listen to Mrs. Doris, and

SAY →

03

Review

Can you say?
water
paper
power
water
paper
power

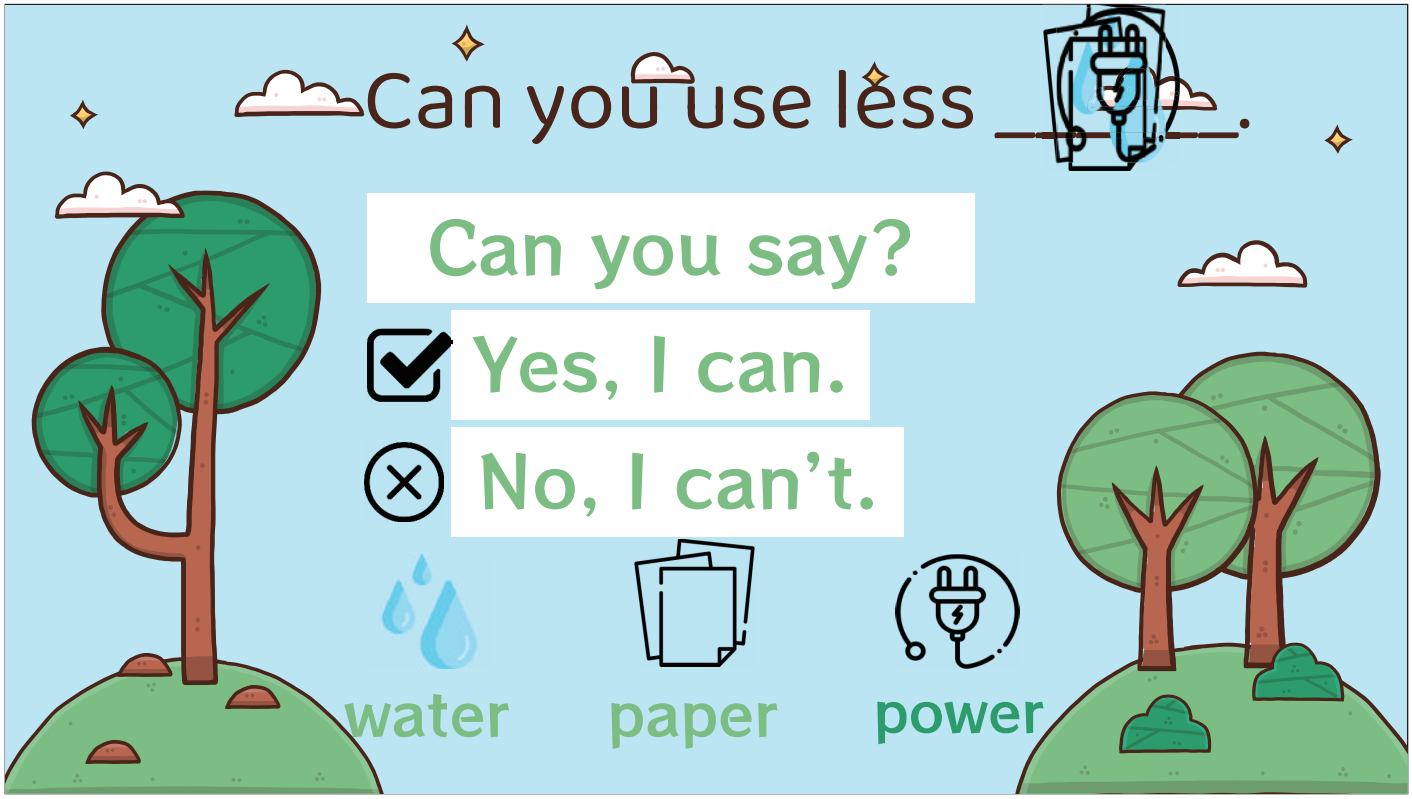
Can you use less _____.
Can you say?
Yes, I can.
No, I can't.
water
paper
power

04

Let’s play a game!

Can you use less __?
Yes, I can. / No, I can't.

1. Look at Mrs. Doris’ drawing.
2. Put up your yellow card and say a sentence.
3. Get a flower chip if you can say it.

看圖片,聆聽老師的問題,舉黃卡說"Yes, I can./ No, I can't."就可以獲得花片



05
I can say & Watch A Video

Can you use less _____.

Yes, I can.

No, I can't.

1. Look at Mrs. Doris' card.
2. Put up your yellow card and say a sentence.
3. Get a flower chip if you can say it.



輪流舉黃卡,說出句子並獲得花片

Let's Watch A Video!

06 Count Your Points

Have a
nice day!

Week 16
Unit 7
The food we eat

Table of contents

01 Review Chants

02 Do A Roll Call

03 Read A Book

04 Ask & Answer

05 Monthly English Challenge & Watch A Video

06 Have A Nice Day

01
Review
Chants

Eyes on you
3 2 1 Eyes on me.
3 2 1 Eyes on you.

Warm up

Let's do a warm up.

Ready? Go!



Stand up! Hands up! Turn around! Hands down! Sit down!



Hands on your laps!

5,4,3,2,1. Hands on your laps when you're done.



5
4
3
2
1



Hands on your laps.

Hands on my laps.

Sit Up Straight

Sit up straight. X2
Can you sit up straight?

Sit up straight. X2
I can sit up straight.

02

Do A Roll Call

Let's do a roll call!

Listen to Mrs. Doris, and

SAY → HERE

The Food We Eat



Listen.

Look.

Be quiet.

04

Ask & Answer

Questions

What foods do they eat?
他們吃哪些食物?

What food do you want to try?
你想吃看看哪些食物?

What food do you like to eat?
你喜歡吃哪些食物?

05 Monthly English Challenge & Watch A Video

June 六月

What do you want to do this summer? Come see Ms. Helen and look at the poster on her desk. Point to the activity you want to do, and repeat after her.

你這個暑假想做甚麼呢?請找Ms. Helen並讀一讀她桌面上的海報。指出海報上你想做的活動並跟著她讀一讀。

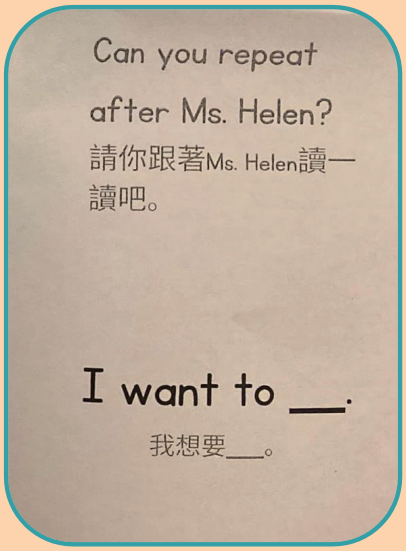

06

Count your points

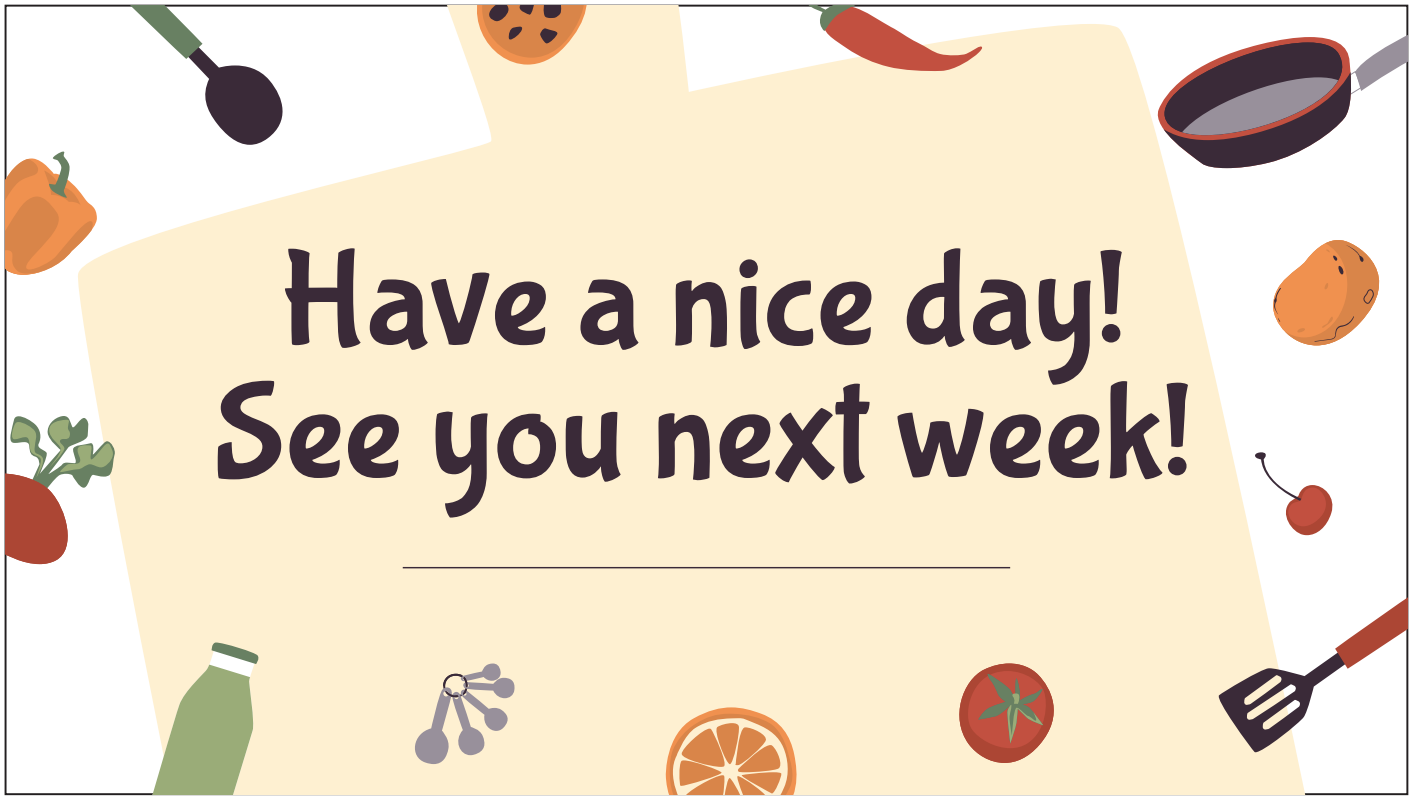
Have a nice day!
See you next week!

Week 17
Unit 7
The food we eat

Table of contents

01 Review Chants

02 Do A Roll Call

03 Ask & Answer

04 Learn New Words & A Sentence

05 Play A Game

06 Have A Nice Day

01
Review
Chants

Eyes on you
3 2 1 Eyes on me.
3 2 1 Eyes on you.

Warm up

Let's do a warm up.

Ready? Go!



Stand up! Hands up! Turn around! Hands down! Sit down!



Hands on your laps!

5,4,3,2,1. Hands on your laps when you're done.



5
4
3
2
1

Hands on your laps.

Hands on my laps.

Sit Up Straight

Sit up straight. X2
Can you sit up straight?

Sit up straight. X2
I can sit up straight.

02

Do A Roll Call

Let's do a roll call!

Listen to Mrs. Doris, and

SAY → HERE

The Food We Eat



Listen.

Look.

Be quiet.

Questions

What foods do they eat?

他們吃哪些食物?

What food do you want to try?

你想吃看看哪些食物?

What food do you like to eat?

你喜歡吃哪些食物?

04
Learn New Words & A Sentence

Can you say?
rice
wax apple
pineapple cake
congee
sugar apple
sun biscuit
noodles
pineapple
bubble tea
What do you like to eat?

Do you like ____?

☺ Yes, I do.

☹ No, I don't.

rice

wax apple

pineapple cake

congee

sugar apple

sun biscuit

noodles

pineapple

bubble tea

05

Play A Game

1. Listen to Mrs. Doris.
2. Look at the picture.
3. Put up your yellow card and answer Mrs. Doris' question.
4. Get a flower chip after answering the question.

看圖片,聽老師提問,舉黃卡回答問題就可以獲得花片



Do you like ____?

☺ Yes, I do.
☹ No, I don't.

rice

wax apple

pineapple cake

congee

sugar apple

sun biscuit

noodles

pineapple

bubble tea

06

Count your points

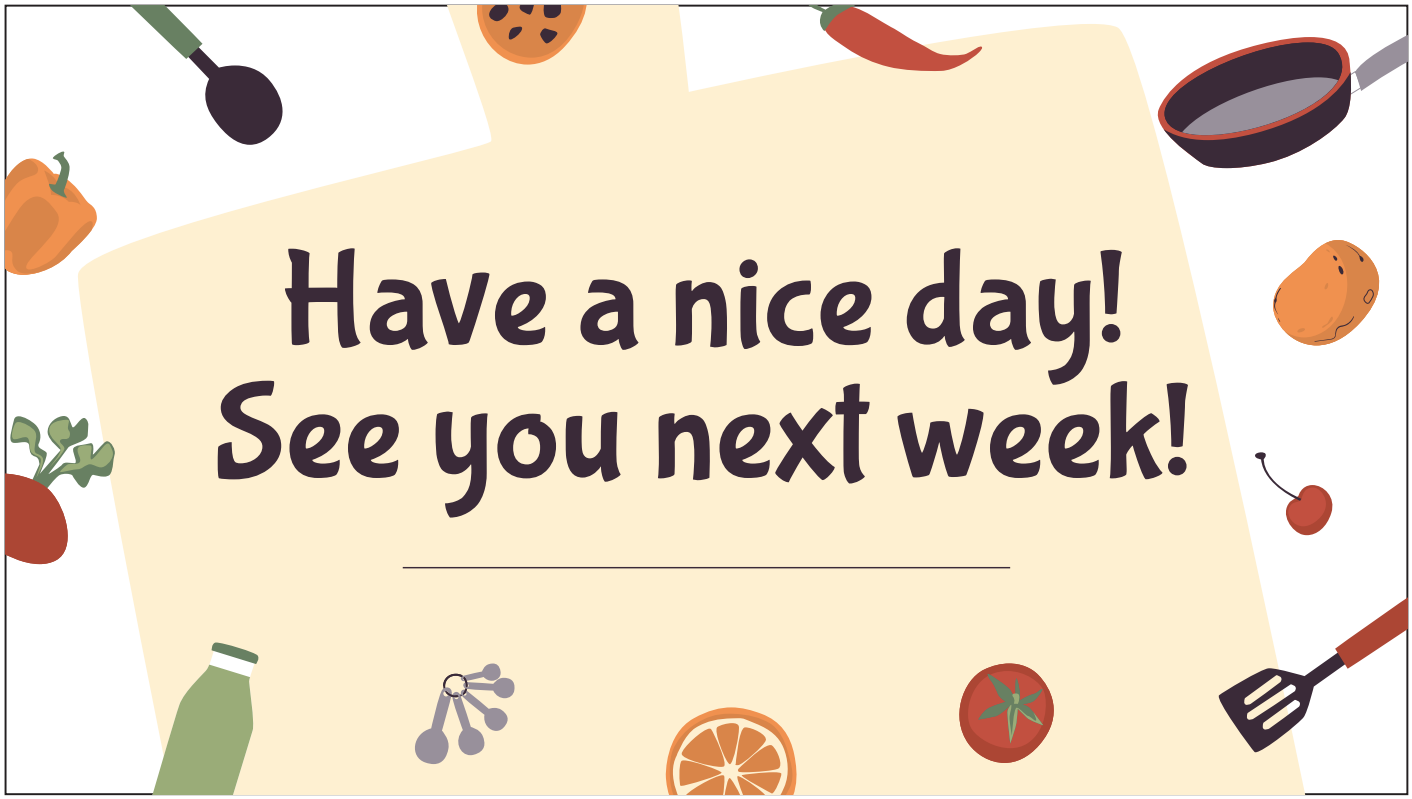
Have a nice day!
See you next week!

Week 18
Unit 7
The food we eat

Table of contents

01 Review Chants

02 Do A Roll Call

03 Review

04 Play A Game

05 I Can Say

06 Have A Nice Day

01
Review
Chants

Eyes on you
3 2 1 Eyes on me.
3 2 1 Eyes on you.

Warm up

Let's do a warm up.

Ready? Go!



Stand up! Hands up! Turn around! Hands down! Sit down!



Hands on your laps!

5,4,3,2,1. Hands on your laps when you're done.



5
4
3
2
1

Hands on your laps.

Hands on my laps.

Sit Up Straight

Sit up straight. X2
Can you sit up straight?

Sit up straight. X2
I can sit up straight.

02

Do A Roll Call

Let's do a roll call!
Listen to Mrs. Doris, and
SAY
HERE

03
Review

Can you say?

rice	wax apple	pineapple cake
congee	sugar apple	sun biscuit
noodles	pineapple	bubble tea

What do you like to eat?

Do you like ____?

☺ Yes, I do.
☹ No, I don't.

rice	wax apple	pineapple cake
congee	sugar apple	sun biscuit
noodles	pineapple	bubble tea

04 Play A Game
1. Mrs. Doris picks one student.
2. He/She picks one food card.
3. Listen to Mrs. Doris.
4. Put up your yellow card and say "Yes, I do./ No, I don't.".
5. Say a sentence and get 1 flower chip.
6. Get 2 flower chips if you guess it right.
老師選一位同學,請他選一張食物卡片,同學說句子就可以得到花片,猜對圖片的同學可以獲得2片花片
3 2 1

Do you like ____?
Yes, I do.
No, I don't.
rice
wax apple
pineapple cake
congee
sugar apple
sun biscuit
noodles
pineapple
bubble tea

05
I Can Say

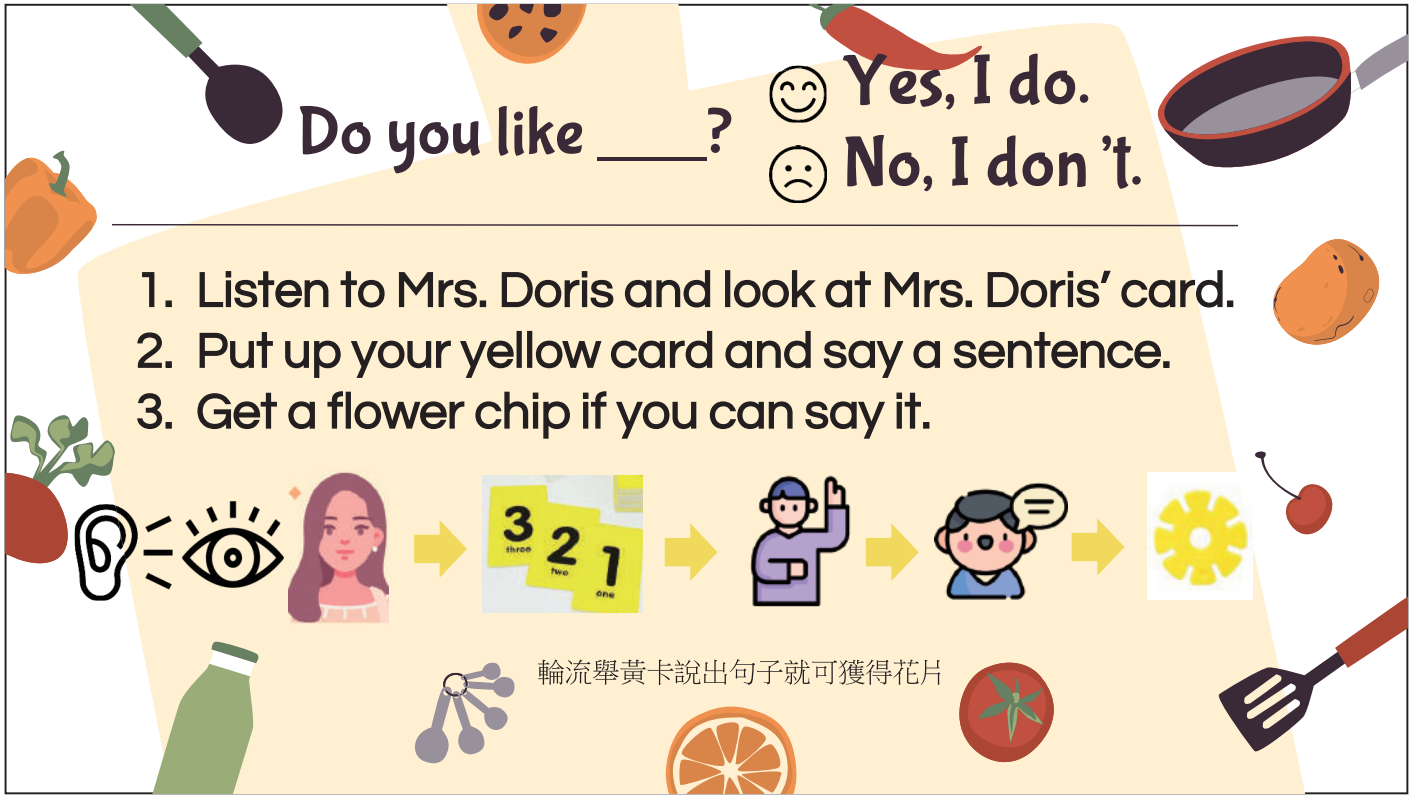
Do you like ____?
Yes, I do.
No, I don't.
1. Listen to Mrs. Doris and look at Mrs. Doris' card.
2. Put up your yellow card and say a sentence.
3. Get a flower chip if you can say it.
3 three
2 two
1 one
輪流舉黃卡說出句子就可獲得花片

06

Count your points

Have a nice day! See you next week!

REVIEW

TABLE OF CONTENTS

01 Review Chants

02 Do A Roll Call

03 Review

04 Feedback

05 Have A Nice Day

01
Review
Chants

Eyes on you
3 2 1 Eyes on me.
3 2 1 Eyes on you.

Warm up

Let's do a warm up.

Ready? Go!



Stand up! Hands up! Turn around! Hands down! Sit down!

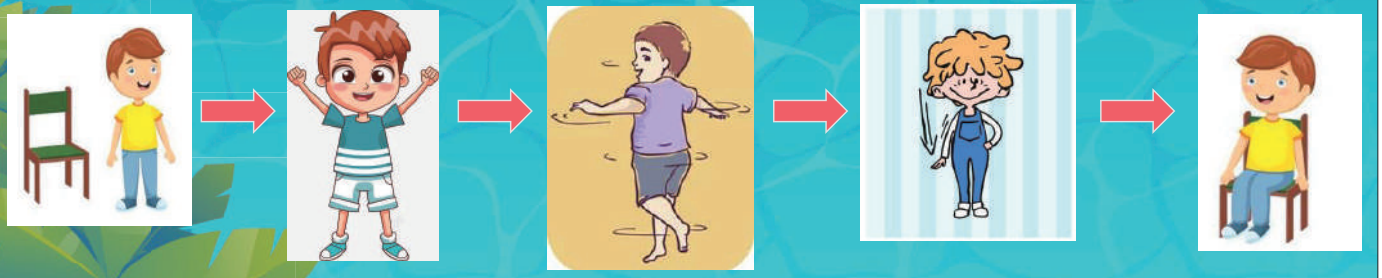

Hands on your laps!

5,4,3,2,1. Hands on your laps when you're done.



5

4

3

2

1



Hands on your laps.

Hands on my laps.

Sit Up Straight



Sit up straight. X2
Can you sit up straight?

Sit up straight. X2
I can sit up straight.

Let's do a roll call!
Listen to Mrs. Doris, and
SAY →
HERE

03
Review

Can you say? This is my _____.
Grandpa
Grandma
Daddy
Mommy
Auntie
Uncle
Sister
Me
Brother

Can you say?
daddy
mommy
grandpa
grandma
sister
brother
I love my _____.
I love my family.

Can you say ?

daddy



mommy

teacher

I can listen to my _____.

Can you say?

☺ It's okay.

☹ It's not okay.

Can you use less _____?

Can you say?

Yes, I can.

No, I can't.

water

paper

power

Do you like ____?

Yes, I do.

No, I don't.

rice

wax apple

pineapple cake

congee

sugar apple

sun biscuit

noodles

pineapple

bubble tea

04
Feedback

05
Have a nice day!
See you next week!

REVIEW

TABLE OF CONTENTS

01 Review Chants

02 Do A Roll Call

03 Review

04 Watch Videos

05 Have A Nice Day

01
Review
Chants

Eyes on you
3 2 1 Eyes on me.
3 2 1 Eyes on you.

Warm up

Let's do a warm up.

Ready? Go!



Stand up! Hands up! Turn around! Hands down! Sit down!

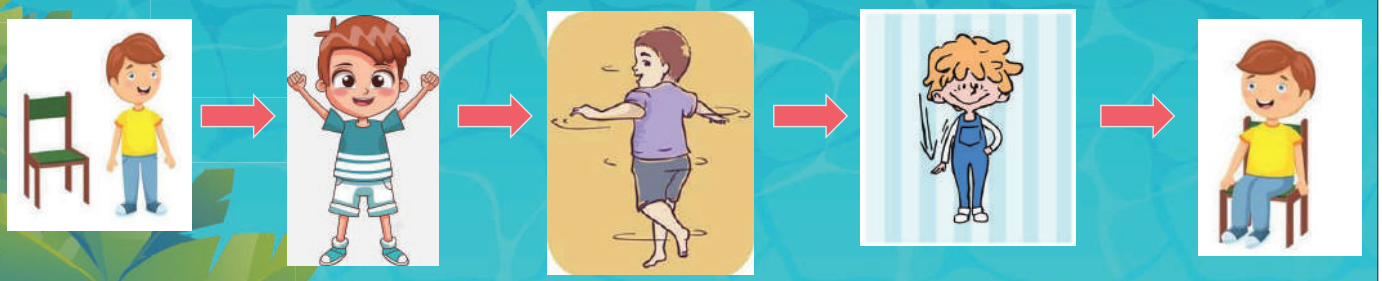

Hands on your laps!

5,4,3,2,1. Hands on your laps when you're done.



5

4

3

2

1



Hands on your laps.

Hands on my laps.

Sit Up Straight



Sit up straight. X2
Can you sit up straight?

Sit up straight. X2
I can sit up straight.

Let's do a roll call!

Listen to Mrs. Doris, and

SAY →



Can you say? This is my _____.
Grandpa
Grandma
Daddy
Mommy
Auntie
Uncle
Sister
Me
Brother

Can you say?
daddy
mommy
grandpa
grandma
sister
brother
I love my _____.
I love my family.

Can you say ?

daddy



mommy

teacher

I can listen to my _____.

Can you say?

☺ It's okay.

☹ It's not okay.

Can you use less _____?

Can you say?

Yes, I can.

No, I can't.

water

paper

power

Do you like ____?

Yes, I do.

No, I don't.

rice

wax apple

pineapple cake

congee

sugar apple

sun biscuit

noodles

pineapple

bubble tea

04
Watch
Videos

I MY

HD
SONG
DANIEL TIGER'S
NEIGHBOURHOOD
OWLY
BIRD
SONG

Do you like
?
SUPER
SIMPLE

05
Have a nice day!
See you soon!

THIS IS HOW I THINK & FEEL

一年級文化與生活(雙語教學)
學生回饋單

CLASS:10__ NUMBER:____ NAME:_____

HOW DO YOU FEEL ABOUT THE BOOKS?

I feel great. I feel good. I feel okay. Color one emoji for each book.

All About Families

It's Okay To Make Mistakes

Hair Love

The Earth Book



I Can Listen

The Food We Eat

CAN YOU SAY IT?

Yes, I'm good at it. Yes. No, I need more practice.

Color one emoji for each sentence.



This is my ____.

I love my ____.

I can listen to my____.

It's okay.

Can you use less ___?
Yes, I can. / No, I can't.

Do you like ___?
Yes, I do. / No, I don't.

DRAW TWO THINGS THAT YOU LIKE ABOUT THIS CLASS

畫兩件你喜歡在課堂做的事。

A STAR & A WISH

畫下一件做得很棒的事情以及想學習的事情。